 <p style="text-align: center;">WINSTON-SALEM POLICE DEPARTMENT WINSTON-SALEM, NORTH CAROLINA GENERAL ORDERS</p>	Issue Date	06-27-1997	1.27
	Revision Date	13/07-24-2020	
	Approved By		
	Catrina A. Thompson, Chief of Police <i>CA</i>		
	Subject	Index/Tag	
Use of Force	Baton, Conducted Electrical Weapon, Firearms, MLR, Oleoresin Capsicum, Penn Arms, Reporting Use of Force, Tear Gas		
	Law Enforcement CALEA References v6.9		
	4.1.1, 4.1.2, 4.1.3, 4.1.4, 4.1.5, 4.2.1, 4.2.4, 4.2.5, 11.3.4		
	Communications CALEA References v2.27		
	None		
	Training Academy CALEA References v2.17		
None			

Purpose: The purpose of this policy is to establish guidelines for officers of the Winston-Salem Police Department as to the use of force, including deadly force, as allowed by applicable law. Applicable law includes, but is not limited to, N.C.G.S. §15A-401(d), “Use of Force in Arrest,” which provides:



N.C.G.S. §15A-401(d) Use of Force in Arrest – (CALEA LE 4.1.2)

(1) Subject to the provisions of subdivision (2), a law-enforcement officer is justified in using force upon another person when and to the extent that he reasonably believes it necessary:

- a. To prevent the escape from custody or to effect an arrest of a person who he reasonably believes has committed a criminal offense unless he knows that the arrest is unauthorized; or
- b. To defend himself or a third person from what he reasonably believes to be the use or imminent use of physical force while effecting or attempting to effect an arrest or while preventing or attempting to prevent an escape.

(2) A law enforcement officer is justified in using deadly physical force upon another person for a purpose specified in subdivision (1) of this subsection only when it is or appears to be reasonably necessary thereby:







- a. To defend himself or a third person from what he reasonably believes to be the use or imminent use of deadly physical force;
- b. To effect an arrest or to prevent the escape from custody of a person who he reasonably believes is attempting to escape by means of a deadly weapon, or who by his conduct or any other means indicates that he presents an imminent threat of death or serious physical injury to others unless apprehended without delay.



This General Order consists of the following numbered sections:

- I. Definitions
- II. Use of Force
- III. Documentation and Reporting of Use of Force Incidents
- IV. Immediate Supervisor and Field Commander Responsibilities Concerning Use of Force Incidents
- V. Oleoresin Capsicum Use
- VI. Conducted Electrical Weapon
- VII. Baton Use
- VIII. Penn Arms Less Lethal Launcher
- IX. Mission Less Lethal Launcher

- X. Deadly Force
- XI. Hand Deployed and Primer Fired Chemical Munitions
- XII. Canine Bite Incidents
- XIII. Use of Force Against Animals
- XIV. Spit Sock
- XV. Restraint Devices
- XVI. Incidents Resulting in Death or Serious Physical Injury
- XVII. Use of Force Review Committee and Incident Analysis
- XVIII. Attachments

I. DEFINITIONS

- A. **Assaultive Behavior:** A threat or overt act of an assault (through physical or verbal means), coupled with the apparent present ability and intent to carry out the threat of an assault, which would reasonably indicate that an assault or injury to any person is imminent.
-  B. **Conducted Electrical Weapon (CEW):** A less lethal electronic neuromuscular incapacitation weapon that transmits an electrical signal resulting in an immediate loss of a person's neuromuscular control and the ability to perform coordinated action for the duration of the impulse. (CALEA LE 4.1.4)
- C. **Conducted Electrical Weapon Certified Officer:** An officer who has successfully completed all required training in the use and deployment of the CEW
- D. **Conducted Electrical Weapon Cycle:** Duration of a CEW discharge following a single CEW activation.
-  E. **Deadly Force:** Force, which is reasonably likely to result in death or serious injury. (CALEA LE 4.1.2)
- F. **Drive Stun:** Activating the Conducted Electrical Weapon while holding the front of the device against the target without firing the projectiles. The drive stun causes significant localized pain but does not have an incapacitating effect on the central nervous system.
-  G. **Less Lethal Weapon:** A weapon which, when used according to Departmental training guidelines and manufacturer's recommendations, is not likely to cause death. (CALEA LE 4.1.4)
- H. **Lethal Weapon:** A firearm which, when discharged, is likely to cause death.
- I. **Maximum Restraint Position:** Placing a subject with their hands secured behind their back, legs secured together, and their legs and hands connected together behind the subject's back with the subject's legs flexed at the knees. The subject is lying on their side or face-down. ****THIS POSITION IS STRICTLY PROHIBITED.****
-  J. **Mission Less Lethal Launcher (MLR):** A unique less-lethal chemical agent and impact delivery system that uses high-pressure air launchers to deliver projectiles from a distance. (CALEA LE 4.1.4)
- K. **Noncompliant:** A subject's failure to comply with an officer's lawful commands.
-  L. **Oleoresin Capsicum (OC) Pepper Spray:** A non-lethal cayenne pepper-based agent that causes instant inflammation of mucous membranes, closure of the eyes, inflammation of the trachea, and a burning sensation of the skin. (CALEA LE 4.1.4)
-  M. **Penn Arms Less Lethal Launcher:** A six (6) shot projectile firing weapon which fires less-lethal impact munitions, that when used according to Departmental training guidelines, is not likely to cause death. (CALEA LE 4.1.4)

- N. **Physical Force:** The use of any method or technique which involves physical contact for the purpose of restricting or controlling the movement or behavior of a person.
-  O. **Reasonable Belief:** Facts and/or circumstances, including the reasonable inferences drawn therefrom, known to an officer at the time he or she uses force that would cause a reasonable officer to believe that the use of force is necessary and appropriate. (CALEA LE 4.1.2)
- P. **Resistive:** A subject's physical actions that prevent an officer's lawful actions in attempting to place a subject into custody, attempting to stop a subject from escaping custody and/or an officer's otherwise lawful attempts to take control of the subject.
-  Q. **Serious Physical Injury:** Bodily injury that creates a substantial risk of death or that causes serious permanent disfigurement, coma, a permanent or protracted condition that causes extreme pain, or permanent or protracted loss or impairment of the function of any bodily member or organ, or that results in prolonged hospitalization. (CALEA LE 4.1.2)
- R. **Spit Sock:** An individually packaged, disposable lightweight hood used to prohibit an arrestee from expectorating and deter biting. The Spit Sock allows arrestees to breathe without interference and permits visual observation of the arrestee's face.
- S. **Standard Conducted Electrical Weapon Cycle:** A five-second electrical cycle occurring when a CEW trigger is pressed and released.
- T. **Use of Force Committee:** A panel of diverse, senior-level Subject Control/Arrest Technique Instructors who meet quarterly to review the Use of Force trends. This group can also be called upon to review specific incidents when requested by a member of the Command Staff.

II. USE OF FORCE

- A. The Use of Force Continuum (Attachment A) should be utilized as a guide rather than a specific path to use of force decisions. Officers may respond to a scene where there is an immediate need to utilize deadly force.
1. An example would be if an officer arrives at a scene, and a subject begins shooting a weapon at them. In this circumstance, an officer would move from PRESENCE to DEADLY force, bypassing the force levels in between.
 2. Officers should understand the Use of Force options available and recognize that any Use of Force option has the potential to cause an injury to a subject depending on the variables surrounding the totality of circumstances of an incident.
 3. Officers should consider possible effects and injuries caused by the use of force beyond the direct intended effect of that particular use of force. For example, if a CEW was used on a person standing on the side of a bridge, it should be expected that the person may fall off the side of the bridge and become injured as a result of the fall.


When deadly force is justified, officers may utilize any issued weapon, or other available items, in response as they see appropriate based on the threat presented by the suspect, their assessment of the threat, and their determination of the most appropriate response.

B. Control levels

Unless otherwise approved by a Bureau Commander, it is mandatory that uniformed officers working on-duty or extra-duty must carry all issued equipment to include the handcuffs, CEW, baton, OC, firearm, magazines, radio, and flashlight when working patrol/security/traffic enforcement duties.

1. Presence

Psychological force established through the officer's arrival on the scene and symbols of authority (badge, uniform, etc.).

2. **Verbal Direction/Control**
Conversation, advice, commands, or instructions utilized by the officer to control or de-escalate a confrontation. Verbal communication, when applicable, should accompany officer actions, including the officer's identification and the announcement of the arrest, if appropriate, as outlined in N.C.G.S. § 15A-401(c) (2). Officers should utilize good verbalization during all levels of force.
3. **Physical Control**
Use of physical contact, such as touching, assisting, grabbing, joint manipulations, and personal weapon strikes.
 - a. **Soft Hand Control:** Techniques that have a low probability of injury, such as wrist controls.
 - b. **Hard Hand Control:** Techniques that have a higher probability of injury, such as punches or kicks to major muscle mass.
-  4. **Incapacitating:** Use of personal weapon strikes (hands, feet, knees, etc.) to the head/neck, baton strikes to major muscle mass, the use of OC, the use of the CEW, Penn Arms Launcher and the MLR Launcher. (CALEA LE 4.1.4)
5. **Deadly Force:** Actions that would likely result in serious injury or death, including the use of firearms, baton strikes to the head, chokeholds, or any technique used to stop the use or imminent use of deadly force.

III. DOCUMENTATION AND REPORTING OF USE OF FORCE INCIDENTS

Employees shall notify their immediate supervisor as soon as possible after an incident involving the use of the Penn Arms Launcher, MLR Launcher, OC, tear gas, baton, CEW, or use of a firearm on a citizen. If the incident occurs while the employee is working extra-duty, he will immediately notify the on-duty Field Commander.

- A. Employees shall document in an Incident Report and Use of Force Supplement Report (Attachment B) any incident involving the use or threatened use of the Penn Arms Launcher, MLR Launcher, tear gas, baton, OC Spray, or CEW on a citizen. Any other use of force incident, including the threatened use of a firearm, will be documented in an Incident Report only. A report will not be required when the force used was limited to soft hand contacts such as touching and the routine application of handcuffs. If an officer is uncertain whether the restraint or control used is a reportable use, he shall notify his immediate supervisor, who will make the determination.
- B. Incident reports and supplement reports for any use of force incident that results in an injury to a citizen or employee, or, if a lethal or less-lethal weapon is used must be approved by a Sergeant or higher.
- C. Weapons will be utilized only by employees who have successfully completed all required training in the use and deployment of the weapon.
- D. Use of force incidents on a citizen will be reported in an internal investigation package in accordance with the Professional Standards of Conduct. The package will consist of an Incident Report, Supplements, Use of Force Supplement Report, any available video and/or audio recordings, and an Administrative/Incident Investigation Review form. If the subject is transported to a hospital due to the exposure or other in-custody injuries, the package will include a Pre-Confinement form.
- E. The threatened use of any weapon does not necessitate a package; however, the Use of Force Supplement Report must be completed, and a copy must be routed to the Training Division.
- F. If a citizen is injured or requires transport to a hospital under the guidelines of this General

Order, the citizen will be taken to Forsyth Medical Center, or if specifically requested, to Wake Forest Baptist Medical Center, unless in the officer's opinion EMS is more appropriate for the situation. Subjects who are not under arrest cannot be forced to respond to the hospital.

- G. Should the condition of a subject deteriorate while being transported by an officer to the hospital, the officer shall use his best judgment based on time of day, proximity to the hospital, estimated arrival time of EMS, traffic volume, etc., when determining whether or not to proceed on to the hospital, render aid, or contact and wait for EMS.
- H. Complaints of unauthorized use of force will be investigated by the Professional Standards Division (PSD) in accordance with the Professional Standards of Conduct. If deemed appropriate by the PSD Commander or other reviewing Command Staff members, the members of the Use of Force Committee will review the use of force incident as part of a PSD investigation. Upon completion of the committee's review, the committee chairman will prepare a general memorandum to the PSD Commander of the committee's findings and recommendations.

IV. IMMEDIATE SUPERVISOR AND FIELD COMMANDER RESPONSIBILITIES CONCERNING USE OF FORCE INCIDENTS

Immediate Supervisors and Field Commanders have general duty requirements as listed below regarding the supervision of use of force incidents regardless of the use of force type. Duties that are specific to certain use of force types are listed within those particular sections of this general order.

- A. The supervisor, or if the reporting officer is working extra-duty, the Field Commander, or his designee, will ensure the involved officer(s) completes an Incident Report and Use of Force Supplement Report for any use or threatened use of a baton, Penn Arms Launcher, MLR Launcher, tear gas, CEW, or OC. Any other use of force incident, including the threatened use of a firearm, will be documented in an Incident Report only. A report will not be required when the force used was limited to soft hand contacts such as touching and the routine application of handcuffs.
- B. The supervisor must report to the exposed subject's location, interview all witnesses and the exposed subject, and document in a supplement report and/or departmental memorandum, whichever is most appropriate.
- C. The supervisor must complete a Notification of Incident (NOI) with distribution to the Use of Force Coordinator and the Public Safety Attorney.
- D. The employee's immediate supervisor shall be responsible for the completion of the appropriate internal investigation package in accordance with the Professional Standards of Conduct.

If the incident occurs while the employee is working extra-duty, the on-duty patrol supervisor will be responsible for A-C above. Additionally, the on-duty supervisor will be responsible for forwarding any form or document that must be submitted by 0800 hours the following day, per the Professional Standards of Conduct, to the proper person.

V. OLEORESIN CAPSICUM USE

- A. The use of OC is allowed in an attempt to control an assaultive subject and/or to prevent an imminent threat of assault to an officer or a third party. Any use outside of the above must be justified by the officer's ability to articulate the reasonableness that their actions were necessary to prevent immediate danger to themselves or others based upon the totality of the circumstances.



- B. Any person known by the employee to be affected by OC shall be offered assistance without

delay pursuant to General Order 1.11, Injuries to Persons, and Arrestees: Fatal and Non-Fatal/Illnesses of Arrestees. (CALEA LE 4.1.5)



- C. Employees will ask the exposed subject if he has any current respiratory conditions or a history of respiratory conditions such as asthma, bronchitis, emphysema, etc. **and** conduct a visual inspection of the subject for a medic-alert bracelet or necklace indicating the existence of a condition immediately after exposure. (CALEA LE 4.1.5)



- D. The exposed subject shall be **continuously watched** for signs of distress to include, but not limited to, difficulty breathing, heavy sweating, or signs of excited delirium until the point the subject is no longer under the employee's control. (CALEA LE 4.1.5)



1. Exposed-Not In-Custody

If the subject is not in custody and appears to be in a normal state of health, but indicates that he has a current respiratory condition or a history of respiratory conditions, the subject will be offered transportation by the officer to a hospital. The officer may also contact EMS if the subject prefers not to ride with the officer. A subject who has not been arrested may not be forced to receive post-exposure care or medical treatment. (CALEA LE 4.1.5)



2. Exposed-In- Custody

If a subject who is in custody indicates that he has a current respiratory condition or a history of respiratory problems, the officer will transport the arrested subject to a hospital unless, in the officer's opinion, EMS is more appropriate for transport. (CALEA LE 4.1.5)

- E. The use or threatened use of OC Spray will be documented in an Incident Report and Use of Force Supplemental Report. The package will be completed in accordance with the Professional Standards of Conduct for incidents where OC spray was actually used. *The threatened use of OC Spray does not necessitate a full package.*
- F. A supervisor must respond to the scene of the incident. The responding supervisor must complete a supplement report.

VI. CONDUCTED ELECTRICAL WEAPON

- A. Conducted Electrical Weapon

The use of the CEW is allowed in an attempt to control an assaultive subject and/or to prevent an imminent threat of an assault to an officer or a third party. Any use outside of the above must be justified by the officer's ability to articulate the reasonableness that their actions were necessary to prevent immediate danger to themselves or others based on the totality of the circumstances.

1. The CEW will be utilized only by officers who have successfully completed all required training in the use and deployment of the device.
2. Use will be consistent with training as defined by the CEW lesson plan and hands-on training.
3. Officers will target the lower portion of center mass or the legs of a subject's body when deploying a CEW. Officers should avoid, if possible, aiming probes at a subject's head, neck, and genital areas.

- B. **Officers will NOT use a CEW in the following circumstances:**

1. **On a subject who is near or has been exposed to potentially flammable, volatile, or explosive materials.**
2. **When a subject is in a significant amount of water.**
3. **When a subject is in a position where a fall may cause substantial injury or death.**
4. **Punitively, as a means of coercion or in any other unjustified manner.**

Nothing herein shall be construed to limit the authority of an officer to use deadly force as

permitted by law.

C. **SPECIAL consideration, consistent with Departmental training, should be given for the use of and prior to the use of the CEW on a subject who meets the criteria listed below.**

1. **Is visibly pregnant.**
2. **Is fleeing on foot-**Officers will **NOT** use a CEW in an attempt to stop a fleeing subject purely for the person's fleeing/flight alone without an accompanying justifiable reason. For example, a subject who flees at the sight of a police officer may not be subjected to the CEW
3. **Is operating a functioning, operable motor vehicle.**
4. **Is physically limited (age-related, young child, or frail).**
5. **Is handcuffed or otherwise restrained.**

Officers must thoroughly document their justification for the use of a CEW on subjects who are identified as requiring special consideration.

D. When deploying a CEW, officers should use one (1) standard CEW cycle (five seconds) and re-evaluate. If subsequent activations are necessary, they should normally be limited to two (2) reactivations (not to exceed 5 seconds each) as necessary to gain control of the subject. Officers **must** be able to articulate the circumstances that warranted **any** additional CEW activations beyond the initial three (3) activations. An example would be no available or immediate back up with continued assaultive behavior by the suspect.

E. The CEW shall not be used in drive-stun mode **without a cartridge attached** as a pain compliance technique.

CEWs may be used in drive-stun mode only to supplement the probe mode to complete the incapacitation circuit. **The drive stun function without the cartridge attached shall be used only in exigent circumstances such as a cartridge malfunction and/or during a cartridge change where other use of force options are not practical or readily available.**

F. Officers shall handle and store the CEW in the same manner as a firearm, exercising due regard for safety.

G. The CEW will be carried on the officer's support side to be drawn from the CEW holster in a cross-draw manner with the officer's dominant hand.

H. After receiving appropriate training from a Certified C.E.W, instructor, and approval from their assigned Division Commander, officers assigned to specialized units (i.e., SWAT, Special Investigation Division, etc.), may utilize alternative carrying/holstering methods.

I. Conducted Electrical Weapon Evidence Collection

In the event of a serious injury and/or death involving a CEW, evidence collection must be conducted to ensure the integrity of evidence. The following guidelines should be followed (Refer to General Order 4.11, Evidence and Property Management):

1. Photograph wounds, probe impacts, and/or drive-stun marks (with scale for reference in the photo).
2. Photograph the subject to document where injuries are present and where injuries are not present.
3. Keep the original battery in the CEW (certain CEW models require the battery to always remain inserted to keep the integrity of the CEW's internal clock).
4. Retain and properly store the cartridge probes and wires. Place the probes in a sharps container prior to being placed in a paper bag. Do not wind the wire up –maintain wire integrity as best as possible.
5. Collect and maintain, as evidence, the subject's clothing in the event that a probe

penetrated or was attached to the clothing or for later analysis of potential probe impact sites.

6. Collect several AFID tags, if at all possible, from the TASER cartridge(s) and note their locations at the scene.
7. Photograph the scene.



J. Post-Exposure Procedures (CALEA LE 4.1.5)

1. Any person appearing to have been adversely affected following exposure to a CEW will be offered assistance without delay pursuant to General Order 1.11, Injuries to Persons, and Arrestees: Fatal and Non-Fatal Illnesses of Arrestees.
 - a. In all cases of CEW deployment against a person, officers will ask the exposed subject if he has a history of cardiac-related health issues **and** conducts a visual inspection of the subject for a medic-alert bracelet or necklace indicating the existence of a medical condition immediately after exposure.
 - b. All exposed subjects shall be **continuously watched** for signs of distress to include, but not limited to, difficulty breathing, heavy sweating, or signs of excited delirium until the point the subject is no longer under the officer's control.
 - c. Exposed – Not In Custody
If the subject is not in custody and appears to be in a normal state of health, but indicates that he has a history of cardiac-related health issues, the subject will be offered transportation by the officer to a hospital. The officer may also contact EMS if the subject prefers not to ride with the officer. A subject who has not been arrested may not be forced to receive medical treatment.
 - d. Exposed- In Custody
If a subject who is in custody indicates that he has a history of cardiac-related health issues, the officer will transport the arrested subject to a hospital unless, in the officer's opinion, EMS is more appropriate for transport.
 - e. Subjects who are in custody and are pregnant and/or medically or physically limited will be transported to a hospital unless, in the officer's opinion, EMS is more appropriate for transport.
 - f. Subjects who are arrested and have been exposed to more than three 5 second CEW cycles will be taken to a hospital unless, in the officer's opinion, EMS is more appropriate for transport.
2. Following the deployment of a CEW, and in accordance with the steps outlined in the CEW lesson plan:
 - a. A Conducted Electronic Device Certified Officer may remove probes that have penetrated the skin. However, probes that strike the subject in the head, face, neck, spine, breast, or groin will be removed by Emergency Medical Services or hospital emergency department personnel.
 - b. Any probe that an officer is uncertain about removing will be removed by Emergency Medical Services or hospital emergency department personnel.
 - c. The officer will use protective equipment such as disposable gloves and other universal precautions to prevent exposure to bloodborne pathogens.
3. Probes that are removed by advanced medical personnel will be photographed prior to removal. However, treatment should not be delayed for the purpose of obtaining photographs.
4. If the CEW discharge was unintentional and no one was struck and/or injured, the officer will document actions leading to the discharge in a general memorandum to their immediate supervisor.

K. Immediate Supervisor and Field Commander Responsibilities

In addition to the duties listed in Section IV of this General Order, Immediate Supervisors are responsible for the following:

1. When possible, ensure probe impact points on the body are photographed before and after removal.
2. Whenever a CEW is utilized (cartridge fired) by an officer, the officer's immediate supervisor will ensure that the CEW is downloaded prior to shift end, as trained. A copy of the downloaded use log will be printed and attached to the Incident Report.
3. If a CEW is discharged unintentionally and does not result in a strike and/or injury to a person, the officer's immediate supervisor will review the discharge along with the officer's submitted general memorandum and document his findings utilizing a Supervisor's Review Form, or an Administrative Investigation, as appropriate, in accordance with the Professional Standards of Conduct.
4. The immediate supervisor will notify PSD and the Use of Force Coordinator of the circumstances that surrounded the incident if:
 - a. A CEW is deployed for longer than five seconds during a cycle.
 - b. If a subject is exposed to more than 3 cycles.
 - c. Any other abnormal circumstances have occurred.
5. Supervisors may direct officers to store the CEW in the designated locker for download if there are any unusual circumstances surrounding the deployment.
6. A supervisor must respond to the scene of the incident. The responding supervisor must complete a supplement report.

VII. BATON USE

- A. The use of the baton is allowed in an attempt to control an assaultive subject and/or to prevent an imminent threat of an assault to an officer or a third party. Any use outside of the above must be justified by the officer's ability to articulate the reasonableness that their actions were necessary to prevent immediate danger to themselves or others based on the totality of the circumstances.



- B. Post Exposure Procedures (CALEA LE 4.1.5)

1. Exposed – Not In Custody
If the subject is not in custody, the subject will be offered transportation by the officer to a hospital. The officer may also contact EMS if the subject prefers not to ride with the officer. A subject who has not been arrested may not be forced to receive medical treatment.
2. Exposed- In Custody
Regardless of whether there is an obvious injury, any person(s) struck by an officer's baton who is in custody shall be taken to a hospital for assessment, unless in the officer's opinion, EMS is more appropriate for transport. This should be done without delay, pursuant to General Order 1.11, Injuries or Illnesses of Arrestees: Fatal and Non-Fatal.

- C. Immediate Supervisor's Responsibilities

In addition to the duties listed in Section IV of this General Order, Immediate Supervisors are responsible for ensuring photographs are taken of the area of the person's body struck by the baton. A supervisor must respond to the scene of the incident. The responding supervisor must complete a supplement report.

VIII. PENN ARMS LESS LETHAL LAUNCHER

- A. The Penn Arms SL6 Less Lethal Launcher should be considered in situations where closing distance with a subject could cause an escalation of force or increased risk of injury to any

person within close proximity to the incident. For example, deployment of the Less Lethal Launcher may be used against a non-compliant suspect armed with a knife who refuses to obey lawful commands to drop the knife. This may allow the suspect to be taken into custody without resorting to a higher level of force.



B. Post Exposure Procedures (CALEA LE 4.1.5)

1. Exposed – Not In Custody

If the subject is not in custody, the subject will be offered transportation by the officer to a hospital. The officer may also contact EMS if the subject prefers not to ride with the officer. A subject who has not been arrested may not be forced to receive medical treatment.

2. Exposed- In Custody

Regardless of whether there is an obvious injury, any person(s) struck by a Less Lethal Launcher who is in custody shall be taken to a hospital for assessment unless, in the officer's opinion, EMS is more appropriate for transport. This should be done without delay, pursuant to General Order 1.11, Injuries or Illnesses of Arrestees: Fatal and Non-Fatal.

C. Immediate Supervisor's Responsibilities

In addition to the duties listed in Section IV of this General Order, immediate supervisors are responsible for ensuring photographs are taken of the area of the person's body struck by the projectile. A supervisor must respond to the scene of the incident. The responding supervisor must complete a supplement report.

D. Any SL-6 Less Lethal Launcher projectile that strikes a subject shall be seized and placed into Evidence Management. If the projectile did not strike a person and has no evidentiary value, the projectile and its metal cartridge should be returned to the Rangemaster.

IX. MISSION LESS LETHAL LAUNCHER

A. The Mission Less Lethal Launching System may be used to disperse unruly or rioting crowds, which are throwing objects, being assaultive, damaging property, or there is an imminent threat of these behaviors. The Mission Less Lethal Launcher may also be considered when distance is a factor, and other less-lethal options are not available. For example, there is a subject with an object (baseball bat, rock, brick, metal object, etc.) refusing to obey lawful commands to drop it, and closing distance could cause an escalation of force. This may allow for the suspect to be taken into custody without resorting to a higher level of force. Additional applications may include animal control, suicidal individuals, or situations that afford the officers the option of using this less-lethal option to resolve a use of force situation.

B. The Mission Less Lethal Launching System can be used to deploy eight (8) types of projectiles:

1. Level 1: OC (orange/ white)
2. Level 2: OC2 (orange / gray)
3. CS (blue/ white)
4. Multi-Effect OC/CS (blue/ orange)
5. Inert (yellow/ white or purple/ white) – contains "baby powder."
6. I.D. Marking (green)
7. Kinetic Impact (greenish-yellow)
8. Glass Breaker (white) – for breaking glass only / not designed for use on humans.

C. Any person known by the employee to be affected by the kinetic impact or chemical agent shall be offered assistance without delay pursuant to General Order 1.11, Injuries to Persons, and

Arrestees: Fatal and Non-Fatal/Illnesses of Arrestees.


- D. Employees will ask the exposed subject if he has any current respiratory conditions or a history of respiratory conditions such as asthma, bronchitis, emphysema, etc. and conduct a visual inspection of the subject for a medic-alert bracelet or necklace indicating the existence of a condition immediately after exposure.
- E. The exposed subject shall be continuously watched for signs of distress to include, but not limited to, difficulty breathing, heavy sweating, or signs of excited delirium until the point the subject is no longer under the employee's control. (CALEA LE 4.1.5)
1. Exposed-Not In-Custody
If the subject is not in custody and appears to be in a normal state of health, but indicates that he has a current respiratory condition or a history of respiratory conditions, the subject will be offered transportation by the officer to a hospital. The officer may also contact EMS if the subject prefers not to ride with the officer. A subject who has not been arrested may not be forced to receive post-exposure care or medical treatment. (CALEA LE 4.1.5)
 2. Exposed-In- Custody
If a subject who is in custody indicates that he has a current respiratory condition or a history of respiratory problems, or has been struck by a projectile in the face or head the officer will transport the arrested subject to a hospital unless in the officer's opinion EMS is more appropriate for transport. (CALEA LE 4.1.5)
- F. Immediate Supervisor's Responsibilities


In addition to the duties listed in Section IV of this General Order, immediate supervisors are responsible for ensuring photographs are taken of the area of the person's body struck by the projectile. A supervisor must respond to the scene of the incident. The responding supervisor must complete a supplement report.

X. DEADLY FORCE

OFFICERS SHALL SECURE MEDICAL CARE WITHOUT DELAY FOR ANY PERSONS INJURED AS A RESULT OF THE USE OF DEADLY FORCE PURSUANT TO GENERAL ORDER 1.11, INJURIES OF ILLNESSES OF ARRESTEES: FATAL AND NON-FATAL. (CALEA LE 4.1.5)

Firearms Use:

-  A. Firearms shall NOT be discharged under the following circumstances:
1. As a warning; (CALEA LE 4.1.3)
 2. Indiscriminately, not in the line of duty.
- Nothing herein shall be construed to limit the authority of an officer to use deadly force as permitted by law.**
- B. Discharging Firearms from a Moving Vehicle
- An officer shall not discharge a firearm from a moving vehicle unless the officer reasonably believes no other means are practical to defend himself or other citizens from the use or imminent use of deadly force.
- C. Discharging Firearms at a Moving Vehicle
1. Due to the risks, and considering that firearms are not generally effective in bringing a moving vehicle to a rapid halt, officers shall not fire at a moving vehicle unless the officer reasonably believes:
 - a. The use or imminent use of deadly force other than the vehicle is being used against

- the officer or another person; or,
- b. There exists an imminent risk of death or serious bodily injury to the officer or another person by an on-coming vehicle and no other means are available at that time to avoid or eliminate the danger because the vehicle is driving directly toward the officer or third person and there is no avenue of escape.
2. An officer should not intentionally position himself or herself in the path of an oncoming vehicle. Whenever possible, officers should take reasonable steps to get out of harm's way if a vehicle is moving towards them.
- D. An Officer may discharge firearms in the following circumstances:
1. When the use of deadly force is lawful;
 2. To dispatch a dangerous animal or to alleviate further suffering of an injured animal when other disposition is impractical; and/or
 3. For target practice/qualification at an approved range.
-  E. When practical, officers should issue a verbal warning prior to the use of deadly force.
- OFFICERS SHALL SECURE MEDICAL CARE **WITHOUT DELAY** FOR ANY PERSONS INJURED AS A RESULT OF THE USE OF DEADLY FORCE PURSUANT TO GENERAL ORDER 1.11, INJURIES OF ILLNESSES OF ARRESTEES: FATAL AND NON-FATAL. (CALEA LE 4.1.5 , 4.2.1 b, c)**
- F. Documentation of Drawing or Discharging of a Firearm (CALEA LE 4.2.1 a)
1. Anytime a firearm of any type is drawn while engaged in any type of confrontation with a person, the officer shall complete an Incident or Supplement Report. For example, if an officer draws his firearm while approaching a vehicle on a traffic stop, an Incident or Supplement Report will be required.
 2. A copy of all Incident or Supplement Reports involving the drawing or discharge of any city-issued firearm will be forwarded to the Training Division. Events sanctioned by the department, such as firearms training, will be exempt from this procedure.
 3. The supervisor notified of an officer discharging a city-issued firearm, except in the case of an animal shooting, shall immediately notify the on-duty Field Commander, who shall in turn, notify the appropriate Bureau Commander, Division or District Commander, and PSD Commander.
 4. The PSD Commander will be responsible for the following:
 - a. Notifying the Police Chief of such incidents.
 - b. Internal investigation of all discharging of firearms incidents by department personnel.
- G. Unintentional or Intentional Discharge of a Firearm
1. Unintentional Duty Firearm Discharge with No Injuries (CALEA LE 11.3.4 b)
 - a. Immediate responsibilities of the officer:
 - 1) If the duty Firearm discharge was unintentional and no one was struck and/or injured, the officer will immediately notify his/her supervisor. The officer will then document actions leading to the discharge in a general memorandum to their immediate supervisor.
 - 2) If the incident occurs outside of WSPD's jurisdiction, the officer will immediately contact local authorities with jurisdiction.
 - b. Immediate responsibilities of the supervisor:
 - 1) The officer's supervisor shall immediately notify the on-duty Field Commander, who shall, in turn, notify the appropriate Bureau Commander, Division or District Commander, and PSD Commander.
 - 2) The officer's supervisor will immediately respond to the scene.

- a) The supervisor will ensure photographs of the area or item(s) the projectile struck are taken. These photographs should include an overall of the room/area and also up-close photographs of the item struck.
 - b) The supervisor will replenish the officer's round of ammunition, if the officer will remain immediately eligible to continue to carry the weapon.
 - c. Professional Standards Division will be responsible for the following:
 - 1) The PSD Commander will notify the Police Chief.
 - 2) The PSD Commander shall ensure an Administrative Inquiry is conducted in all discharging firearms incidents by departmental personnel.
2. Unintentional Duty Firearm Discharge Resulting in Injury (CALEA LE 11.3.4 a)
 - a. Immediate responsibilities of the officer:
 - 1) If the duty firearm discharge was unintentional and results in an injury, **OFFICERS SHALL SECURE MEDICAL CARE WITHOUT DELAY FOR ANY PERSONS INJURED AS A RESULT.** The officer will immediately notify his/her supervisor.
 - 2) If the accidental discharge occurs in the jurisdiction of the WSPD, an incident number will be generated and the officer will complete an Incident Report.
 - 3) If the incident occurs outside of WSPD's jurisdiction, the officer will immediately contact local authorities with jurisdiction.
 - b. Immediate responsibilities of supervisor:
 - 1) The supervisor shall immediately notify the on-duty Field Commander, who shall, in turn, notify the appropriate Bureau Commander, Division/District Commander, and PSD Commander. If the incident occurred in the WSPD's jurisdiction, the CID Commander will be notified as well.
 - 2) The supervisor shall immediately respond to the scene. If the incident occurred outside the jurisdiction of the WSPD, the supervisor shall make contact with the investigating agency.
 - 3) If the incident occurred in the WSPD's jurisdiction, the supervisor shall ensure that the scene is secured as a crime scene. Unless extenuating circumstances exist, the duty weapon will be secured at the scene as evidence and **NOT** unloaded or inventoried.
 - 4) If the incident occurred in the WSPD's jurisdiction, CID shall respond to the scene and conduct an on-scene criminal investigation of the incident. See WSPD G.O. 4.01 for further details.
 - c. Professional Standards Division Responsibilities:
 - 1) The PSD Commander will notify the Police Chief.
 - 2) The PSD Commander shall ensure an Administrative Inquiry is conducted in all discharging firearms incidents by departmental personnel.
3. Intentional Line of Duty Discharge of Duty Firearm At a Person (CALEA LE 11.3.4 a)
 - a. Immediate responsibilities of the officer:
 - 1) If an officer intentionally discharges a firearm in the line of duty, at a person, the officer will immediately notify his/her supervisor. **OFFICERS SHALL SECURE MEDICAL CARE WITHOUT DELAY FOR ANY PERSONS INJURED AS A RESULT THE WEAPON DISCHARGE.** The officer shall initiate an incident number and the officer will complete an Incident Report.
 - b. Immediate responsibilities of supervisor:
 - 1) The supervisor shall immediately notify the on-duty Field Commander, who shall, in turn, notify the appropriate Bureau Commander, Division/District Commander, the PSD Commander and the CID Commander.
 - 2) The supervisor shall immediately respond to the scene. The supervisor shall ensure that the scene is secured as a crime scene. All witnesses shall be

- identified.
- 3) Unless extenuating circumstances exist, the involved duty weapon will remain in the involved officer's holster. The supervisor shall ***not*** conduct a round count. Unless extenuating circumstances exist, the supervisor shall assign an officer to remain with the officer who discharged the weapon, until CID personnel arrive on scene.
 - 4) CID shall respond to the scene and conduct an on-scene criminal investigation of the incident, (who will then contact the State Bureau of Investigations (SBI) on call agent if applicable). See General Order 4.01, Preliminary and Follow Up Investigation, and CID SOP 1.32, Investigations Involving Departmental Employees.
- c. Professional Standards Division Responsibilities:
- 1) The PSD Commander will notify the Police Chief
 - 2) The PSD Commander shall ensure an Administrative Inquiry is conducted in all discharging firearms incidents by departmental personnel.

XI. HAND DEPLOYED AND PRIMER FIRED CHEMICAL MUNITIONS

- A. Only a supervisor at the rank of Sergeant or above may authorize the use of hand deployed and primer fired chemical munitions. Medical and Fire Department personnel and equipment should stage near the scene when using hand deployed and primer fired chemical munitions in confined areas or buildings, as deemed appropriate by the authorizing supervisor. A supervisor must respond to the scene. The responding supervisor must complete a supplement report.
- B. Any person known by the employee to be affected by hand deployed, and primer fired chemical munitions shall be offered assistance without delay pursuant to General Order 1.11, Injuries to Persons, and Arrestees: Fatal and Non-Fatal/Illnesses of Arrestees.
1. Employees will ask the exposed subject if he has any current respiratory conditions or a history of respiratory conditions such as asthma, bronchitis, emphysema, etc. **and** conduct a visual inspection of the subject for a medic-alert bracelet or necklace indicating the existence of a condition immediately after exposure.
 2. The exposed subject shall be **continuously watched** for signs of distress to include, but not limited to, difficulty breathing, heavy sweating, or signs of excited delirium until the point the subject is no longer under the employee's control.
 - a. Exposed - Not In-Custody
If the subject is not in custody and appears to be in a normal state of health, but indicates that he has a current respiratory condition or a history of respiratory conditions, the subject will be offered transportation by the officer to a hospital. The officer may also contact EMS if the subject prefers not to ride with the officer. A subject who has not been arrested may not be forced to receive post-exposure care or medical treatment.
 - b. Exposed - In-Custody
If a subject who is in custody indicates that he has a current respiratory condition or a history of respiratory problems, the officer will transport the arrested subject to a hospital unless, in the officer's opinion, EMS is more appropriate for transport.

XII. CANINE BITE INCIDENTS

Any incident involving a citizen being bitten by a police canine will be considered a use of force incident and reviewed accordingly. For specific procedures, refer to General Order 2.18, K-9 Units.

XIII. USE OF FORCE AGAINST ANIMALS

- A. Vicious or Attacking Animal
 - 1. Officers may use appropriate force to defend themselves or others from a vicious or attacking animal.
 - 2. When a vicious or attacking animal is injured or killed by police personnel, the officer will make reasonable attempts to notify the owner of the animal.
 - 3. The officer will thoroughly document the incident in an Incident Report. (A Use of Force Supplement Report is not required for exposures to animals.)
 - 4. Immediate supervisors will refer to Section XIII.C. of this general order for supervisory responsibilities.
- B. Disposing of Injured Animals
 - 1. In accordance with G.O. 2.08, Section VII., officers may dispose of an injured animal to end its suffering when:
 - a. there is no evidence that the injured animal caused an injury to a person, or
 - b. as soon as possible after an incident of property damage has been reported, or
 - c. there is not any criminal misconduct involving the animal.
 - 2. The officer will thoroughly document the incident in an Incident Report.
 - 3. Immediate supervisors will refer to Section XII.C. of this general order for supervisory responsibilities.
- C. Supervisory Responsibilities and Review Process
 - 1. Immediate Supervisor's Responsibilities
 - a. The appropriate personnel, at the rank of Sergeant or above, will conduct a complete and thorough investigation. A supervisor at the rank of Sergeant or higher must respond to the incident scene. The supervisor responding to the incident scene must complete a supplement report.
 - b. The Sergeant or his designee **will** photograph the scene.
 - c. All observations and investigative information will be noted in the appropriate Incident Report and Supplemental Reports.
 - d. All reports, photographs, and any available audio and video recordings will be collected, and an Administrative Review Form, with the words "**Animal Shooting**" written at the top, will be attached and the completed information will be forwarded for review through the chain of command to the PSD Commander.
 - 2. PSD Responsibilities

Upon receipt of an Animal Shooting package, PSD will conduct an Administrative Inquiry into the incident and report the findings to the Chief of Police.

XIV. SPIT SOCK

- A. Application of the Spit Sock will be in accordance with WSPD training guidelines.
- B. The Spit Sock will not be altered, tightened, or secured to the arrestee in any way.
- C. The Spit Sock should remain in its original unopened packaging until ready for use and only used once.

XV. RESTRAINT DEVICES

- A. All Restraint Devices must be approved by the Use of Force Coordinator prior to use. This shall include any personal handcuffs, handcuff keys, etc. purchased by an individual officer. Restraint Devices will only be used to enhance officer safety and prisoner security. All such devices will

be used in accordance with state laws, training guidelines, and at appropriate force levels.

Officers will not utilize the MAXIMUM RESTRAINT position.

- B. Approved Restraint Devices
 - 1. Handcuffs, Leg Cuffs (Shackles)
 - 2. Toka, Leg Restraint Belt
 - 3. Flex Cuffs
 - 4. Handcuff Restraint Belt

XVI. INCIDENTS RESULTING IN DEATH OR SERIOUS PHYSICAL INJURY

- A. Fitness for Duty Assessments
 - 1. Any employee who uses force on a person who dies or suffers a serious physical injury will be temporarily reassigned and required to submit to a fitness for duty assessment as provided in General Order 7.03, Employee Assistance Program/Fitness for Duty. A doctor's fitness for duty assessment will be furnished to the Police Chief. The doctor's recommendation on the employee's fitness for duty will provide a basis for the Police Chief's decision on the employee's return to duty pending administrative review.
 - 2. The Police Chief will determine whether employees involved in incidents resulting in death or serious injury to a citizen or officer will be required to submit to a fitness for duty assessment in accordance with the standards established in General Order 7.03, Employee Assistance Program/Fitness for Duty. The results of any such assessment will be provided to the Chief of Police.
 - 3. Counseling will be made available to any employee in accordance with General Order 7.03, Employee Assistance Program/Fitness for Duty.
- B. Assignment/Equipment
 - 1. The Police Chief may, at his discretion, place an employee on administrative duty or administrative leave with pay for all or a part of the investigation. The Police Chief will determine the assignment of an employee who is subject to an administrative or criminal investigation or both during a use of force investigation(s).
 - 2. Any police employee whose issued weapon is seized because of a use of force incident will be required, upon the Police Chief's approval, to qualify with a newly issued weapon(s) prior to issuance.
 - 3. Any employee who has been placed on administrative leave because of a use of force situation will not operate any city-owned vehicle while on leave. The employee's immediate supervisor will determine where the officer's assigned vehicle is to be parked and notify the fleet manager of that location. In the likelihood of extended leave, the vehicle may be reassigned after a discussion with the fleet manager. Other restrictions on issued equipment may be made by the Police Chief.
 - 4. Any employee who has been placed on Administrative Duty because of a use of force situation may be subject to equipment restrictions as directed by the Police Chief.
- C. Any restrictions placed upon an employee's scope of authority pursuant to this General Order shall be at the discretion of the Police Chief.
- D. At the discretion of the Police Chief, the State Bureau of Investigation (SBI) may be requested to investigate use of force incidents involving Departmental personnel that result in serious injury or the death of an arrestee or citizen. Upon such request, it will be the responsibility of the Criminal Investigations Division (CID) Commander to notify the SBI. The CID Commander shall promptly advise the PSD Commander of the SBI notification.

XVII. USE OF FORCE REVIEW COMMITTEE AND INCIDENT ANALYSIS

A. Committee Members and Guidelines

1. Members of the Use of Force Review Committee shall be appointed by the Operations Support Division Commander annually. The Chief of Police will have the final approval of the committee members. The Committee will be made up of senior Subject Control/Arrest Technique Instructors at the rank of Sergeant or above. The lead Use of Force Instructor will also serve as a member.
2. Annually, the Use of Force Review Committee will appoint a member to serve as chairman. The chairman must be the rank of Lieutenant or above.
3. The Use of Force Review Committee will report directly to the PSD Commander.
4. With the approval of the PSD Commander, a subject matter expert (i.e., Specialized Firearms Instructor) may be asked to attend a use of force incident review meeting if the incident under review requires an expert opinion.

B. Use of Force Incident Review

1. At the request of the PSD Commander or other Command Staff member, the Use of Force Review Committee will review and assess use of force incidents as part of internal investigations.
2. If the incident being reviewed involves personnel supervised by, or in the chain of command of, a member of the Use of Force Review Committee, that member will not participate in the incident review.
3. The Use of Force Review Committee Chairman will prepare a general memorandum of findings to the requesting party. A distribution copy will be sent to the PSD Commander. If a training issue is identified, a copy will also be distributed to the O.S.D. Commander.
4. The Use of Force Review Committee findings memorandum will be included in any internal investigation package being completed.
5. If the Use of Force Review Committee identifies a training issue and requires remedial training, the training must be completed as specified in the findings memorandum and documented in the internal investigation package prior to submission.



C. The PSD Commander shall compile an **annual analysis** of the agency's use of force activities (lethal and non-lethal), policies, and practices by police department personnel to be forwarded to the Chief of Police. The report shall be completed by January 31 of each year for all use of force incidents that occurred in the preceding year. Copies of completed reports will be forwarded to the Planning and Accreditation manager for accreditation purposes. The analysis should identify (CALEA LE 4.2.4)

1. Date and time of incidents;
2. Types of encounters resulting in use of force;
3. Trends or patterns related to race, age, and gender of subjects involved;
4. Trends or patterns resulting in injury to any person including employees, and
5. Impact of finding on policies, practices, equipment, and training.



D. **Annually**, the agency conducts a **review** of all assaults on law enforcement officers to determine trends or patterns, with recommendations to enhance officer safety, revise policy, or address training issues. These events can include felony or misdemeanor charges or related charges, and the review should evaluate the implications of each type of event based on these and other criteria. Other criteria might include the time of day, type of initial call, presence of multiple officers, or prior history of the arrestee(s) (CALEA LE 4.2.5).

XVIII. ATTACHMENTS

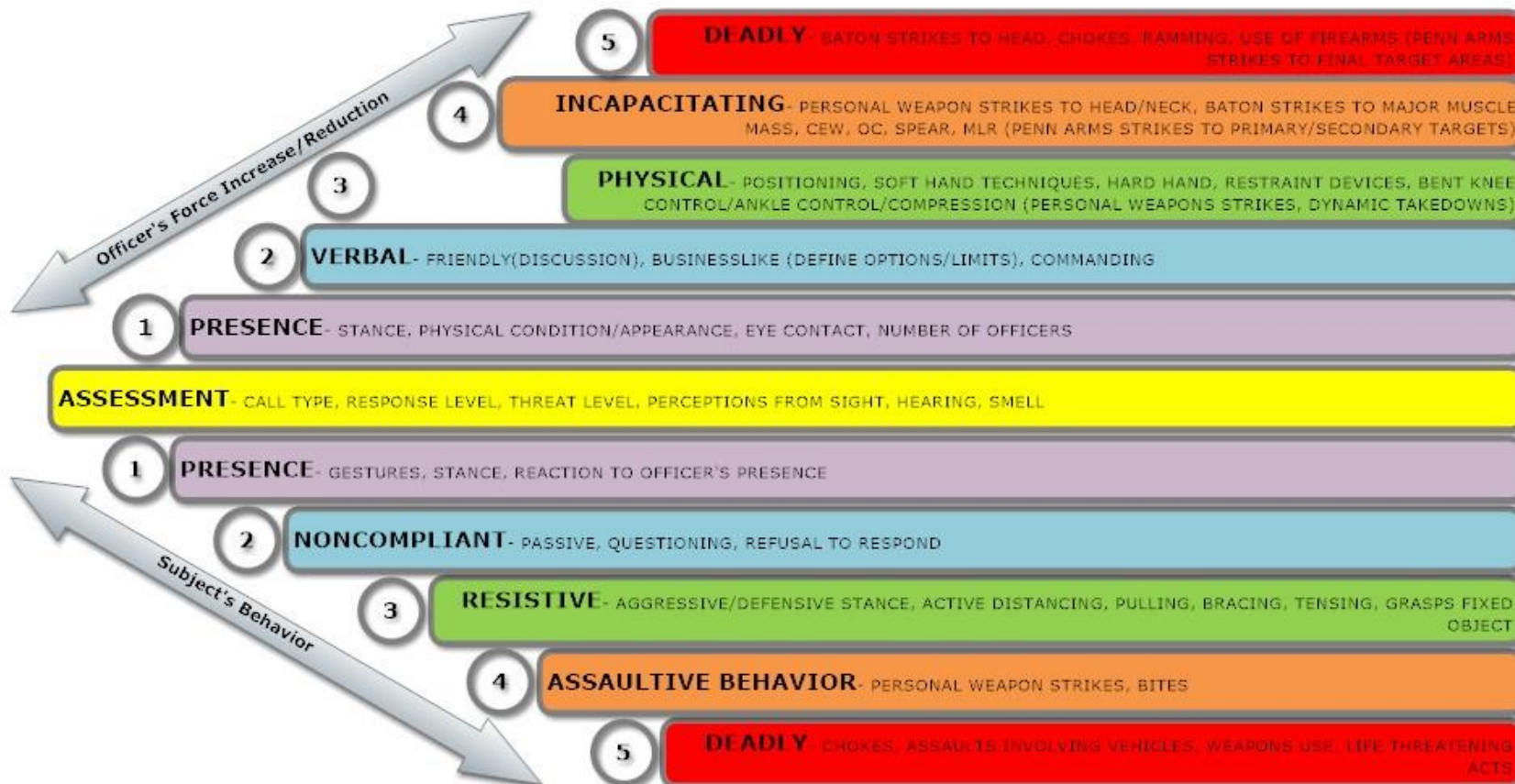
A. WSPD Use of Force Continuum (CALEA LE 4.1.1, 4.1.2, 4.1.4)



B. Use of Force Supplement (Note: an electronically fillable version of this form is located in Shareall/Forms and PowerDMS)

WSPD Use of Force Continuum

USE OF FORCE APPLICATIONS - WINSTON-SALEM POLICE DEPARTMENT (REVISED 2020)



WINSTON-SALEM POLICE DEPARTMENT

1. INCIDENT NUMBER	2. REPORT DATE/TIME	USE OF FORCE SUPPLEMENT	3. INCIDENT
4. Subject Behavior: <input type="checkbox"/> ASSAULTING 3 RD PARTY <input type="checkbox"/> INVOLVED IN FIGHT WITH 3 RD PARTY <input type="checkbox"/> ATTEMPTING TO INJURE SELF <input type="checkbox"/> ARMED WITH WEAPON <input type="checkbox"/> ASSAULTING OFFICER <input type="checkbox"/> RESISTING OFFICER(S)			
Description Of Action:			
5. Force Used Prior to Weapons Use: <input type="checkbox"/> NO PHYSICAL FORCE <input type="checkbox"/> SOFT HAND TECHNIQUES <input type="checkbox"/> HARD HAND TECHNIQUES (Check All That Apply) <input type="checkbox"/> HARD HAND STRIKES <input type="checkbox"/> FIREARM DRAWN			
6. Less Lethal Weapons Utilized: <input type="checkbox"/> OC <input type="checkbox"/> BATON <input type="checkbox"/> CEW Launched Ordinance: <input type="checkbox"/> IMPACT MUNITION (SL-6/MLR) <input type="checkbox"/> TEAR GAS GRENADE (Check All That Apply) <input type="checkbox"/> THREATENED USE ONLY ---Complete Related Section(s) Below---			
7. Force Used After Weapons Use: <input type="checkbox"/> NO PHYSICAL FORCE <input type="checkbox"/> SOFT HAND TECHNIQUES <input type="checkbox"/> HARD HAND TECHNIQUES (Check All That Apply) <input type="checkbox"/> HARD HAND STRIKES <input type="checkbox"/> FIREARM DRAWN <input type="checkbox"/> UNRESISTED APPLICATION OF HANDCUFFS			
8. Alcohol Use: <input type="checkbox"/> YES <input type="checkbox"/> NO <input type="checkbox"/> UNKNOWN BAC IF KNOWN:		9. Drug Use: <input type="checkbox"/> YES <input type="checkbox"/> NO/UNKNOWN TYPE:	
10. Restraint Method: HANDCUFFS <input type="checkbox"/> FRONT <input type="checkbox"/> REAR <input type="checkbox"/> TOKA, LR2 <input type="checkbox"/> LEG CUFFS FLEX CUFFS <input type="checkbox"/> ANKLES <input type="checkbox"/> WRISTS			
11. Total Officers Present When Deployed:		12. Total Officers Utilizing Less Lethal Weapons: <small>Each officer to complete a separate Use of Force Supplement</small>	
13. Arrestee Injury From Use of Force: <input type="checkbox"/> BRUISE <input type="checkbox"/> LACERATION/ABRASION <input type="checkbox"/> BROKEN BONE <input type="checkbox"/> SPRAIN/STRAIN <input type="checkbox"/> PROBE MARK <input type="checkbox"/> NONE <input type="checkbox"/> UNKNOWN / REFUSED TREATMENT <input type="checkbox"/> OTHER:			
14 Medical Resource: <input type="checkbox"/> FMC <input type="checkbox"/> NCBMC <input type="checkbox"/> EMS OTHER:			15. L.E.D.C. Confinement: <input type="checkbox"/> YES <input type="checkbox"/> NO
“OC” AEROSOL USE LOT# MANUFACTURE DATE:			
16. DISCHARGE DISTANCE: <input type="checkbox"/> LESS THAN 3' <input type="checkbox"/> 3'-6' <input type="checkbox"/> 6'-8' <input type="checkbox"/> 8'-12' <input type="checkbox"/> MORE THAN 12' <input type="checkbox"/> NOT APPLICABLE - CANISTER MALFUNCTION			
17. DISCHARGE AMOUNT: <input type="checkbox"/> INITIALLY: , SECOND BURSTS <input type="checkbox"/> SECONDARY: , SECOND BURSTS <input type="checkbox"/> ADDITIONALLY: , SECOND BURSTS			
18. TARGET AREA: (SEE GUIDE B) <input type="checkbox"/> AREA 1 <input type="checkbox"/> AREA 2 <input type="checkbox"/> AREA 3 <input type="checkbox"/> AREA 4 <input type="checkbox"/> AREA 5 <input type="checkbox"/> AREA 5 (DESCRIBE):			
19. EXPOSURE REACTION TIME: <input type="checkbox"/> 0-5 SECONDS <input type="checkbox"/> 5-10 SECONDS <input type="checkbox"/> 10-15 SECONDS <input type="checkbox"/> MORE THAN 15 SECONDS <input type="checkbox"/> NO REACTION			
20. SUBJECT'S INITIAL REACTION: (CHECK ALL THAT APPLY) <input type="checkbox"/> EYE CLOSURE <input type="checkbox"/> HANDS TO FACE <input type="checkbox"/> FLEES/ATTEMPTS TO FLEE <input type="checkbox"/> CEASES PREVIOUS ACTION <input type="checkbox"/> CONTINUES AGGRESSIVE BEHAVIOR <input type="checkbox"/> NO REACTION <input type="checkbox"/> OTHER:			
21. POST EXPOSURE CARE: <input type="checkbox"/> REFUSED <input type="checkbox"/> SALINE RINSE (PERFORMING OFFICER) L.O. T#			
22. VISION RECOVERY: <input type="checkbox"/> 5 MINUTES OR LESS <input type="checkbox"/> 5-10 MINUTES <input type="checkbox"/> 10-15 MINUTES <input type="checkbox"/> OTHER: MINUTES			
23. EYE GLASSES/SUN GLASSES: <input type="checkbox"/> YES <input type="checkbox"/> NO		24. CONTACT LENSES: <input type="checkbox"/> YES <input type="checkbox"/> NO	
25. GENERAL RECOVERY: <input type="checkbox"/> 15 MINUTES OR LESS <input type="checkbox"/> 15-30 MINUTES <input type="checkbox"/> 30-45 MINUTES <input type="checkbox"/> 45-60 MINUTES			
26. RESPIRATORY CONDITION: <input type="checkbox"/> NONE IDENTIFIED <input type="checkbox"/> SUSPECT IDENTIFIED <input type="checkbox"/> 3 RD PARTY INDICATED <input type="checkbox"/> OFFICER DETERMINED <input type="checkbox"/> MEDIC-ALERT		27. CONFIRMED RESPIRATORY CONDITION: <input type="checkbox"/> NONE <input type="checkbox"/> ASTHMA <input type="checkbox"/> EMPHYSEMA <input type="checkbox"/> BRONCHITIS	
BATON USE			
28. NUMBER STRIKES DELIVERED(SEE GUIDE A): <input type="checkbox"/> INITIALLY: TO AREA # <input type="checkbox"/> ADDITIONALLY TO AREA # <input type="checkbox"/> ADDITIONALLY TO AREA# <input type="checkbox"/> ADDITIONALLY TO AREA# <input type="checkbox"/> ADDITIONALLY TO AREA#			
29. SUBJECT REACTION: <input type="checkbox"/> ACTION CEASED <input type="checkbox"/> SUBJECT DOWN/ACTION CEASED <input type="checkbox"/> SUBJECT DOWN/AGGRESSION CONTINUED <input type="checkbox"/> NO EFFECT			
30. OFFICER COMPLETING REPORT (NAME/CODE NUMBER)		31. APPROVED BY (NAME/CODE NUMBER)	
33. CASE OFFICER (NAME/CODE NUMBER) <input type="checkbox"/> SAME AS #30		34. 2ND OFFICER (NAME/CODE NUMBER)	
		32. ROUTING	
		35. REFERRED TO:	
		36. Page ____ of ____	

CEW USE	UNIT SERIAL #	CARTRIDGE #
37. DISCHARGE DISTANCE: <input type="checkbox"/> THREATENED USE ONLY <input type="checkbox"/> LESS THAN 3' <input type="checkbox"/> 3'-6' <input type="checkbox"/> 6'-8' <input type="checkbox"/> 8'-12' <input type="checkbox"/> MORE THAN 12' <input type="checkbox"/> NOT APPLICABLE - CEW MALFUNCTION		
38. NUMBER OF CYCLES USED: DURATION CYCLE 1: DURATION CYCLE 2: DURATION CYCLE 3: <input type="checkbox"/> DRIVE STUN (TOTAL # , DURATION)		39. AREAS OF PROBE CONTACT (SEE GUIDE A): HIGH PROBE LOW PROBE
40. SUBJECT REACTION: (C.H.E.E.C. K ALL THAT APPLY) <input type="checkbox"/> FLEES/ATTEMPTS TO FLEE <input type="checkbox"/> FALLS TO GROUND <input type="checkbox"/> ATTEMPTS / REMOVES PROBES <input type="checkbox"/> CEASES PREVIOUS ACTION <input type="checkbox"/> CONTINUES AGGRESSIVE BEHAVIOR <input type="checkbox"/> NO REACTION <input type="checkbox"/> OTHER:		
41. PROBE REMOVAL(NAME): OFFICER <input type="checkbox"/> EMS PERSONNEL <input type="checkbox"/> HOSPITAL PERSONNEL		42. CARDIAC CONDITION: <input type="checkbox"/> NONE IDENTIFIED <input type="checkbox"/> SUSPECT IDENTIFIED <input type="checkbox"/> 3 RD PARTY INDICATED <input type="checkbox"/> OFFICER DETERMINED <input type="checkbox"/> MEDIC-ALERT
43. CLOTHING CHARACTERISTICS (C.H.E.E.C. K ALL THAT APPLY): <input type="checkbox"/> SINGLE LAYER <input type="checkbox"/> MULTI-LAYERED CLOTHING <input type="checkbox"/> LIGHT OUTER GARMENT <input type="checkbox"/> HEAVY OUTER GARMENT/ COAT <input type="checkbox"/> NONE/OTHER (Describe):		
44. CEW USE LOG: <input type="checkbox"/> UNIT SECURED FOR DOWNLOAD <input type="checkbox"/> PRINTED AND DELIVERED TO RECORDS		

LAUNCHED ORDNANCE USE (SL-6/MLR)

45. DISCHARGE DISTANCE: <input type="checkbox"/> LESS THAN 10' <input type="checkbox"/> 10'-20' <input type="checkbox"/> 20'-30' <input type="checkbox"/> 30'-60' <input type="checkbox"/> MORE THAN 60'		
46. ORDNANCE DEPLOYMENT: <input type="checkbox"/> MLR <input type="checkbox"/> SL-6 HIGH ENERGY <input type="checkbox"/> SL-6 LOW ENERGY		47. MLR MUNITION TYPE: <input type="checkbox"/> Level 1 OC <input type="checkbox"/> Level 2 OC2 <input type="checkbox"/> CS <input type="checkbox"/> OC/CS <input type="checkbox"/> Inert <input type="checkbox"/> Marking <input type="checkbox"/> Kinetic Impact <input type="checkbox"/> Glass Breaker
48. TARGET AREA (See Guide A) INITIALLY TO AREA: SECONDARY TO AREA: ADDITIONALLY TO AREA: ADDITIONALLY TO AREA: ADDITIONALLY TO AREA: ADDITIONALLY TO AREA: ADDITIONALLY TO AREA:		
49. EXPOSURE REACTION TIME: <input type="checkbox"/> 0-5 SECONDS <input type="checkbox"/> 5-10 SECONDS <input type="checkbox"/> 10-15 SECONDS <input type="checkbox"/> MORE THAN 15 SECONDS <input type="checkbox"/> NO REACTION		
50. SUBJECT REACTION: <input type="checkbox"/> EYE CLOSURE <input type="checkbox"/> HANDS TO FACE <input type="checkbox"/> NO EFFECT <input type="checkbox"/> ACTION CEASED <input type="checkbox"/> FLEES/ATTEMPTS TO FLEE (CHECK ALL THAT APPLY) <input type="checkbox"/> SUBJECT DOWN/ACTION CEASED <input type="checkbox"/> SUBJECT DOWN/AGGRESSION CONTINUED <input type="checkbox"/> OTHER:		
FOR MLR USE ONLY:	51. POST EXPOSURE CARE: <input type="checkbox"/> REFUSED <input type="checkbox"/> SALINE RINSE (PERFORMING OFFICER) L.O. T#	
	52. VISION RECOVERY: <input type="checkbox"/> 5 MINUTES OR LESS <input type="checkbox"/> 5-10 MINUTES <input type="checkbox"/> 10-15 MINUTES <input type="checkbox"/> OTHER: MINUTES	
	53. EYE GLASSES/SUN GLASSES: <input type="checkbox"/> YES <input type="checkbox"/> NO	54. CONTACT LENSES: <input type="checkbox"/> YES <input type="checkbox"/> NO <input type="checkbox"/> Unknown
	55. GENERAL RECOVERY: <input type="checkbox"/> 15 MINUTES OR LESS <input type="checkbox"/> 15-30 MINUTES <input type="checkbox"/> 30-45 MINUTES <input type="checkbox"/> 45-60 MINUTES	
	56. RESPIRATORY CONDITION: <input type="checkbox"/> NONE IDENTIFIED <input type="checkbox"/> SUSPECT IDENTIFIED <input type="checkbox"/> 3 RD PARTY INDICATED <input type="checkbox"/> OFFICER DETERMINED <input type="checkbox"/> MEDIC-ALERT	
57. CONFIRMED RESPIRATORY CONDITION: <input type="checkbox"/> NONE <input type="checkbox"/> ASTHMA <input type="checkbox"/> EMPHYSEMA <input type="checkbox"/> BRONCHITIS		
58. CLOTHING CHARACTERISTICS: <input type="checkbox"/> SINGLE LAYER <input type="checkbox"/> MULTI-LAYERED CLOTHING <input type="checkbox"/> LIGHT OUTER GARMENT (CHECK ALL THAT APPLY) <input type="checkbox"/> HEAVY OUTER GARMENT/ COAT <input type="checkbox"/> NONE/OTHER (Describe):		

AFFECTED AREAS-GUIDE A

