



Industrial User Wastewater Survey and Permit Application

Company					
Person on-site at the facility who is authorized to represent the company in an official capacity in conjunction with the City/County Utilities Industrial Waste Control Section			Alternative on-site person familiar with the day-to-day operations, environmental permitting requirements, monitoring, record keeping, and data management		
Title		Years with firm	Title		Years with firm
Phone # Cell Phone #		Fax #	Phone # Cell Phone #		Fax #
E-Mail :			E-Mail		
Physical street address of facility.			Official mailing address, if different. Note if same.		
City		State	Zip Code	City	

The information provided by you on this questionnaire will:

1. Determine if your facility needs an Industrial Wastewater Discharger Permit for the discharge of wastewater to the local sanitary sewer.
2. Serve as an application if an Industrial Wastewater Discharger Permit is required.

Requests for confidential treatment of information provided on this form shall be governed by procedures specified in 40 CFR Part 403 and Part B of the City of Winston-Salem Sewer Use Resolution. In accordance with 40 CFR Part 403.14, information and data provided in this questionnaire that identifies the content, volume and frequency of the effluent wastewater discharge **cannot** be claimed as confidential and shall be available to the public without restriction.

<p style="font-size: small;">This is to be signed by an authorized representative of your firm, as defined in the City of Winston-Salem Sewer Use Resolution, Part B Section 2, after completion of this form.</p>	
<p style="text-align: center;">I certify under penalty of law that this document and all attachments were prepared under my direction or supervision in accordance with a system designed to assure that qualified personnel properly gather and evaluate the information submitted. The information submitted is, to the best of my knowledge, and belief, true, accurate and complete based upon my inquiry of the person or persons who manage the system, or those persons directly responsible for gathering the information. I am aware that there are significant penalties for submitting false information, including the possibility of assessment of fines and/or imprisonment for knowing violations.</p>	
<p>_____</p> <p>Signature of Authorized Representative listed above (seal if applicable)</p>	<p>_____</p> <p>Date</p>

Industrial User Wastewater Survey and Permit Application

Part 1. Business Activity: *For all questions, please attach any additional information if insufficient space is provided for your answer.*

1. Please check below to indicate the purpose(s) of this submittal.
 - New Permit for **PROPOSED** Discharge (This facility is a new facility or one currently under construction and has never discharged wastewater to the City of Winston-Salem Sanitary Sewer System)
 - Existing **UNPERMITTED** Discharge (This facility is an existing facility that is currently discharging wastewater to the City of Winston-Salem Sanitary Sewer System)
 - Permit Renewal for Existing SIU Permit (This facility currently has a valid SIU Permit from the City of Winston-Salem and wishes to renew the permit in response to the permit expiration date).

2. Provide a **detailed** narrative description of the type of business, manufacturing processes, or service activities conducted at this site.

3. List the types of products (using common/brand names and/or the proper scientific name) produced at this facility.

4. List the raw materials and process additives used. Please include all products and chemicals used in process, cleaning, etc.) This question must be answered.

5. Shift Production Information – List Shifts/Day. Complete the following information about the shifts worked at the facility. For Production Staff, please list the shifts worked on each work day (i.e. if all three shifts work on Monday, list “1,2,3” under Monday. If only the 3rd shift works on Sunday, list “3” in the shifts/day column for Sunday. If your production is based on 12 hours shifts, list only the first and second shift and mark the hours).
 - Shifts are based on 8 hours Shifts are based on 12 hours Other

Office/Administrative Staff

Work Day	Monday	Tuesday	Wednesday	Thursday	Friday	Saturday	Sunday
# Employees							
Start/End Time							

Industrial User Wastewater Survey and Permit Application

Production Staff

Work Day		Monday	Tuesday	Wednesday	Thursday	Friday	Saturday	Sunday
List Shifts/Day								
# Employees	1 st Shift							
# Employees	2 nd Shift							
# Employees	3 rd Shift							
Start/End Time								
Start/End Time								
Start/End Time								

Shift Activities – Describe in general terms the type(s) of activities (administrative/office, full manufacturing, limited manufacturing, clean-up of manufacturing areas, equipment maintenance, janitorial, etc.) that are conducted on each shift on each workday. For instance, some facilities conduct manufacturing on 1st and 2nd shifts and conduct only “manufacturing area clean-up” and “equipment maintenance” activities on 3rd shift. Others may conduct “full manufacturing” Monday through Friday but only “limited manufacturing” on Saturday and Sunday. Other facilities that only operate one shift conduct manufacturing and administrative activities Monday through Friday and conduct janitorial and maintenance on Saturday and Sunday. Please complete each row. If the facility does not conduct any activities during a particular shift, please write “Closed”.

WORK DAY	SHIFT	DESCRIPTION OF SHIFT ACTIVITIES
Monday	1 st Shift	
	2 nd Shift	
	3 rd Shift	
Tuesday	1 st Shift	
	2 nd Shift	
	3 rd Shift	
Wednesday	1 st Shift	
	2 nd Shift	
	3 rd Shift	
Thursday	1 st Shift	
	2 nd Shift	
	3 rd Shift	
Friday	1 st Shift	
	2 nd Shift	
	3 rd Shift	
Saturday	1 st Shift	
	2 nd Shift	
	3 rd Shift	
Sunday	1 st Shift	
	2 nd Shift	
	3 rd Shift	

Industrial User Wastewater Survey and Permit Application

6. Does your production vary significantly (+/- 20%) by season?

Yes => No =>

If yes, please describe.

7. The Production process is:

Batch => Continuous=>

If both, please enter %

% Batch % Continuous

8. Are any significant (+/- 20%) changes in production that will affect wastewater discharge expected in the next 5 years? Check one.

Yes => No =>

If yes, please describe.

9. Do you have floor drains to the sanitary sewer system in the manufacturing area of your facility?

Yes => No =>

10. Do you have floor drains to the sanitary sewer system in ANY chemical storage area of your facility?

Yes => No =>

11. List all Standard Industrial Classification (SIC) Codes or North American Industrial Classification System (NAICS) Codes for your facility. If more than one code number applies, list in order starting with process that generates the most wastewater. These may be found on State Unemployment Forms, tax forms, or accounting records.

Part 2. Water Supply, Use and Disposal Summary

1. List all water and/or sewer account numbers and the corresponding service addresses.

Account Number	Service Address

Industrial User Wastewater Survey and Permit Application

2. Do you treat the raw incoming water?

Yes => No =>

If yes, how are the by-products of the system disposed of?

3. Does the wastewater generated from your facility require pumping in order to reach the City of Winston-Salem's sewer system?

Yes => No =>

4. **Permitted Industrial Users Only**

Does all industrial wastewater discharged from your facility flow through the currently permitted monitoring location?

Yes => No =>

If no, please detail below the identify of the non-monitored industrial wastewater(s), the approximate volume discharged each day, the discharge route of the non-monitored industrial wastewater. Remember to show location on site diagram.

5. Are biocides (chemicals used to control bacterial and/or algal growth) added to any water (in cooling towers, boilers, etc.) that is eventually discharged to the POTW?

Yes => No =>

If yes, submit current MSDS sheets and dosage rates.

6. **Complete** the worksheet on the next page to summarize water usage and wastewater disposal practices at your facility. There must be a final disposition for all water/wastewaters listed. This is essentially a "balance worksheet" for water and wastewater. The following information should be helpful:

Water Sources/Gallons: (All values should be "measured" except for NEW Facilities).

If you read your incoming water meter every day, just calculate the average daily value for the past calendar year and use as "average gallons per day". Use the maximum daily value recorded for the "maximum gallons per day".

If you do not conduct incoming water meter readings, refer to the previous 12 month water bills to determine average daily volume of water used. The volumes on the bills are in cubic feet of water. To convert cubic feet to gallons multiply by 7.5. Example: If you average 1850 units of water per month you use 13,875 gallons per month. Divide this value by the average number of workdays in a month (typically 22 for a facility that works Monday through Friday and 30 for facilities that operate every day) to get average gallons per day. Calculate the "maximum gallons per day" by using the highest monthly average.

Domestic Water Used:

Use 30 gallons per day per employee for a "typical" facility. If you have employee showers or require "ultra clean" procedures for all employees use 45 gallons per day per employee. If you have field service employees use 10 gallons per employee per day.

Industrial User Wastewater Survey and Permit Application

	Water Used For:	Water Sources(s): <small>(see source list below)</small>	Avg. <small>gal/day</small>	Max. <small>gal/day</small>	Measured	Estimated	Disposal Method(s) <small>(see disposal list below)</small>	Avg. <small>gal/day</small>	Max. <small>gal/day</small>	Measured	Estimated
1.	Process Water										
2.	Water into Product										
3.	Process Washdown Water										
4.	General Facility Washdown										
5.	Air Quality Permitted Units										
6.	Domestic										
7.	Non-Contact Cooling Water										
8.	Boiler/Cooling Water Blowdown										
9.	Cooling Water, HVAC										
10.	Other:										
	Total =>										

Typical Water Sources:

1. City/Public Supply
2. Private wells, drinking
3. Groundwater Remediation Wells
4. Private Ponds
5. Surface Waters of NC (please identify)
6. Others

Possible Disposal Methods:

1. Sanitary Sewer w/ pretreatment
2. Sanitary Sewer w/o pretreatment
3. Storm Sewer
4. Surface Waters of NC
5. Evaporation
6. Land Application
7. Septic Tank
8. Waste Haulers
9. Water into Product
10. Others

NON-CONTACT WATER IS DEFINED AS WATER WHERE THE ONLY POLLUTANT ADDED IS **HEAT**

Industrial User Wastewater Survey and Permit Application

Part 3. Environmental

1. List any other environmental control permits held by or for this facility. (Examples include Air Permits, National Pollutant Discharge Elimination System (NPDES) Permits, Resource Conservation and Recovery Act (RCRA) Hazardous Waste Permits, Stormwater Permits, etc.)

Permit type	Permit #	Control Authority

2. List all environmental permits applied for in the United States but issuance was denied. This is to include all NPDES permits, Industrial User Pretreatment (IUP) Permits, air, RCRA, Groundwater, Stormwater, Non-Discharge, Septic tank, etc.

Permit Type	Control Authority	Date	Facility Name	Reason for Denial

3. Do you have any liquid storage tanks located **inside** your facility? If yes, for each tank, list the contents, volume, spill prevention and/or containment devices. Use Codes listed below and use additional pages if necessary. Remember to show location of tanks(s) on site diagrams required in Part 6.

Yes => No =>

Liquid Storage Tank Contents	Tank Volume	Spill Prevention Code(s)	Tank Release Code(s)

Spill Prevention Codes for Storage Tanks (To be used with Question 3)

- 0 = No containment or spill prevention devices
- 1 = Tanks are self contained or double walled tanks
- 2 = Tanks are bermed or curbed
- 3 = Tanks are located in recessed area
- 4 = Tanks are equipped with high level indicator
- 5 = Tanks are equipped with leak detection system and alarm
- 6 = Other type of containment (Please describe below)

Industrial User Wastewater Survey and Permit Application

Tank Release or Tank Failure Equipment Codes (To be used with Question 3)

If tank(s) were to rupture or malfunction where would contents drain?

- A = Floor
- B = Dead-end trench
- C = Dead-end sump
- D = Pit or sump with automatic pump to pretreatment system
- E = Pit or sump with automatic pump to sanitary sewer system
- F = Pit or sump with locked valve – no discharge to sewer without key
- G = Other (Please describe below)

“OTHER” Description (Please use corresponding code(s))

4. Is your facility a Hazardous Waste Generator?

Yes => No =>

Conditionally Exempt		Small Generator		Large Generator	
----------------------	--	-----------------	--	-----------------	--

List EPA identification number:

5. List all current waste haulers. Please give name, address, phone numbers, and volume and type of materials hauled off. This includes pretreatment wastes, oils and sludges.

Name	Address	Phone	Volume and Type

6. Some types of facilities and/or operations are required to have specific spill or waste control plans. Does this facility have:

- A. Spill Prevention Control and Countermeasure Plan (SPCC)
(This is a plan designed to prevent and/or control spills of oil products to streams and storm drains and is required for certain facilities per 40 CFR Part 112).

Yes => No =>

Industrial User Wastewater Survey and Permit Application

- B. Spill/Slug Control Plan (May be required by the City of Winston-Salem Industrial Waste Control Section)
(This is a plan designed to prevent spills and slug loads from entering the POTW and details the actions the facility will take to prevent and/or control a Spill/Slug).

Yes => No =>

- C. Toxic Organic Management Plan (TOMP) or Solvent Management Plan (may be required by certain Federal Categorical Pretreatment Standards). (This is a Plan that outlines the storage, use and final disposal practices for specific regulated toxic organics and is included in certain Federal Categorical Standards).

Yes => No =>

- D. Any other spill or pollution prevention plan required by local, State or Federal authorities? If yes, give brief description of the plan below.

Yes => No =>

- E. Do any of your plans include notification to the POTW in the event of a spill, bypass or pretreatment facility upset? If yes, identify plan.

Yes => No =>

7. Do you continuously monitor the effluent flow?

Yes => No =>

If yes, what equipment is used?

Last date of calibration of meter?

Who calibrated the meter?

What is the calibration schedule for this instrument?

8. Do you continuously monitor the effluent pH with a probe?

Yes => No =>

What is the calibration schedule for this equipment?

Is the pH probe standardized with a low and high buffer? Which ones?

Yes => No =>

Is calibration documented?

9. How often is the pH probe(s) cleaned?

Industrial User Wastewater Survey and Permit Application

Part 4. WASTEWATER TREATMENT FACILITIES

Are there any pretreatment devices or processes used for treating wastewater before being discharged to the sanitary sewer (POTW)?

Yes => No =>

If No, Skip to Part 5

NOTE TO NEW FACILITIES: North Carolina Law requires that plans for all pretreatment facility processes must be submitted to the City of Winston-Salem Industrial Waste Control Section and an "Authorization to Construct: (A to C) must be obtained from the Industrial Waste Control Section prior to construction.

1. Is pretreatment of wastewater a continuous or batch operation?

Continuous => Batch =>

2. Please list normal (anticipated) operating hours for the pretreatment system?

3. Is the pretreatment facility operated at night without operator assistance?

Yes => No =>

If yes, what measures are in place to notify someone that a failure has occurred?

4. What alarms are in place to assist with notification of malfunctions/problems? Audible and/or Visual

5. What kind of situation triggers an alarm condition (pump failure, power failure, high water, etc)?

6. Are any changes planned for the wastewater treatment facility/process in the next five years? If yes, please describe.

Yes => No =>

7. Describe any bypass lines or procedures intended to accommodate unusual occurrences that may allow untreated wastewater to be discharged.

Industrial User Wastewater Survey and Permit Application

8. Is there an on-site written procedure manual for the operation of the wastewater pretreatment system/process?
Yes => No =>
9. Is there an established maintenance schedule for the wastewater pretreatment system?
Yes => No =>
10. Is this pretreatment system classified by the NC Wastewater Treatment Plant Operators Certification Commission for Physical/Chemical Classification?
Yes => No =>
Grade I Grade II
11. Is the operator certified by the NC Wastewater Treatment Plant Operators Certification Commission?
If yes, the certificate grade is:
Yes => No =>
12. Is there an operator for each shift?
Yes => No =>
13. Does the operator have additional responsibilities other than the pretreatment system?
Yes => No =>

Industrial User Wastewater Survey and Permit Application

14. Please check/describe all pretreatment devices or processes used for treating wastewater before being discharged to the sanitary sewer (POTW)?

1. Flow Equalization: Total Volume of Equalization (gallons) _____
 Aerated Equalization **Non-Aerated Equalization**

2.	Activated Carbon	Yes =>		No =>	
3.	Air Stripping	Yes =>		No =>	
4.	Biological Treatment	Yes =>		No =>	
5.	Chemical Precipitation	Yes =>		No =>	
6.	Chlorination	Yes =>		No =>	
7.	Cyanide Destruction	Yes =>		No =>	
8.	Dissolved Air Floatation (DAF)	Yes =>		No =>	
9.	Flocculation	Yes =>		No =>	
10.	Ion Exchange	Yes =>		No =>	
11.	Neutralize, pH adjustment	Yes =>		No =>	
12.	Oil/Water Separator	Yes =>		No =>	
13.	Ozonation	Yes =>		No =>	
14.	Reverse Osmosis	Yes =>		No =>	
15.	Silver Recovery	Yes =>		No =>	
16.	Solids Removal	Yes =>		No =>	
	Centrifuge	Yes =>		No =>	
	Clarifier	Yes =>		No =>	
	Cyclone	Yes =>		No =>	
	Filtration	Yes =>		No =>	
	Grit Removal	Yes =>		No =>	
	Sedimentation	Yes =>		No =>	
	Screening	Yes =>		No =>	
	Ultrafiltration	Yes =>		No =>	
	Filter Press	Yes =>		No =>	
17.	Solvent Separation	Yes =>		No =>	
18.	Other:	Yes =>		No =>	
		Yes =>		No =>	

Industrial User Wastewater Survey and Permit Application

Part 5. Categorical Information

The United States Environmental Protection Agency has promulgated national discharge standards for certain industrial categories and processes. Any discharge regulated under a Federal Categorical Standard must be issued a "Significant Industrial User " Permit (regardless of the amount of wastewater flow discharged to the wastewater treatment facility). If your facility employs processes in any of the industrial categories listed in this section you may be regulated by a Federal Categorical Pretreatment Standard. Place a check beside any industrial category or business activity that is applicable to your facility (regardless of whether the activity or process generates wastewater). Check all that apply. If you have questions regarding how to categorize your business activity, contact the Industrial Waste Control Section for technical assistance.

1. Facility Start-Up Date:

2. Has this facility ever been considered a Categorical Industrial User (CIU) as described by the Code of Federal Regulations (40 CFR)?

Yes => No =>

If yes, give complete 40 CFR Number and Subpart:

3. Are any **other** facilities owned and/or operated by your company permitted as Categorical Industrial Users (CIU) as described by the Code of Federal Regulations (40 CFR)?

Yes => No =>

If yes, please give name, location, and 40 CFR Number and Subpart:

Industrial User Wastewater Survey and Permit Application

4. Check any activities listed below that are performed (**manufactured**) at your facility:

Check Below	40 CFR #	Industrial Activity	Check Below	40 CFR #	Industrial Activity
	467	Aluminum Forming		432	Meat Products
	427	Asbestos Manufacturing		433	Metal Finishing
	461	Battery Manufacturing		464	Metal Molding & Casting (Foundries)
	431	Builders' Paper & Board Mills		438	Metal Products & Machinery
	407	Canned & Preserved Fruits & Veg.		436	Mineral Mining & Processing
	408	Canned & Preserved Seafood		471	Nonferrous Metal, Form & Powders
	458	Carbon Black Manufacturing		421	Nonferrous Metals Manufacturing
	411	Cement Manufacturing		414	OCPSF, Organic Chemicals, Plastics,
	434	Coal Mining			& Synthetic Fiber Manufacturing
	437	Centralized Waste Treatment		435	Oil & Gas Extraction
	465	Coil Coating		440	Ore Mining and Dressing
	468	Copper Forming		446	Paint Formulating
	405	Dairy Products Processing		443	Paving & Roofing Materials Mfg.
	469	Electrical, Electronic Components		455	Pesticide Manufacturing
	413	Electroplating		419	Petroleum Refining
	457	Explosives Manufacturing		439	Pharmaceutical Manufacturing
	412	Feedlots		422	Phosphate Manufacturing
	424	Ferroalloy Manufacturing		459	Photographic Supplies
	418	Fertilizer Manufacturing		463	Plastics Molding & Forming
	426	Glass Manufacturing		466	Porcelain Enameling
	406	Grain Mills		430	Pulp, Paper, & Paperboard
	454	Gum & Wood Chemicals Mfg.		428	Rubber Manufacturing
	460	Hospitals		417	Soap & Detergent Manufacturing
	441	Industrial Laundries		423	Steam Electric Power Generation
	447	Ink Formulating		409	Sugar Processing
	415	Inorganic Chemical Manufacturing		410	Textile Mills
	420	Iron & Steel Manufacturing		429	Timber Products Processing
	437	Landfill & Incinerators		442	Transportation Equipment Cleaning
	425	Leather Tanning & Finishing			Other:

Part 6. Diagrams

The following diagrams and/or flow schematics are required as part of this application. The diagrams or flow schematics can be separate or combined, can be hand drawn and do not necessarily have to be drawn to scale. Submit each diagram on 8 ½ x 11 inch paper, if possible. If a larger size is needed, the diagram(s) should be no larger than 11 x 17 inches. **Examples are attached.**

SCHEMATIC FLOW DIAGRAM (Required)

The schematic flow diagram is a simple line drawing that illustrates the nature and flow of your plant's processes, placing particular emphasis on the processes that generate wastewater. It also includes any associated wastewater pre-treatment processes/systems. At a minimum, the schematic flow diagram should include the following:

Each plant process that generates wastewater

- Include all process steps and tanks (with volumes)

- Identify the chemicals/raw materials used in each step/tank/vessel

Each process and wastestream should have a unique identifying number

Discharge points for each process/wastestream

WASTEWATER PRETREATMENT SYSTEM FLOW DIAGRAM (If applicable)

At a minimum, this schematic flow diagram should include the following:

Flow schematic showing order of treatment units

- Include all process tanks

- Identify the chemicals/additives in each tank/vessel

Each process and wastestream should have a unique identifying number

Piping and control Features

Compliance sampling point

PLANT SITE LAYOUT (REQUIRED)

The site layout locates each activity included in the schematic flow diagrams in a geographical setting. At a minimum the site layout should include the following:

Building Outlines, Property Lines

Water lines and meters

Sewer Lines (including floor drains) and all connections to sewer

Storm Drains

Production Areas, Office Areas and Warehouse Areas

Cooling Towers, Boilers

Chemical Storage Areas

Waste Storage Areas

Compliance Sampling and Flow Measurement Locations

FIGURE 1: EXAMPLE SCHEMATIC FLOW DIAGRAM FOR EXHIBIT A

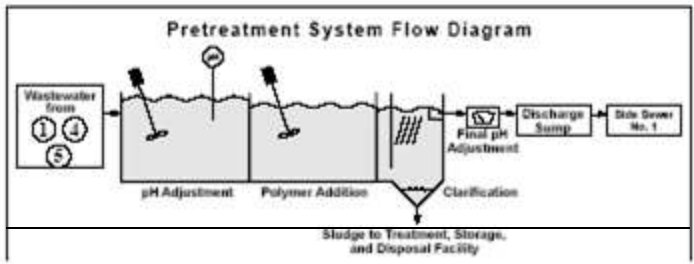
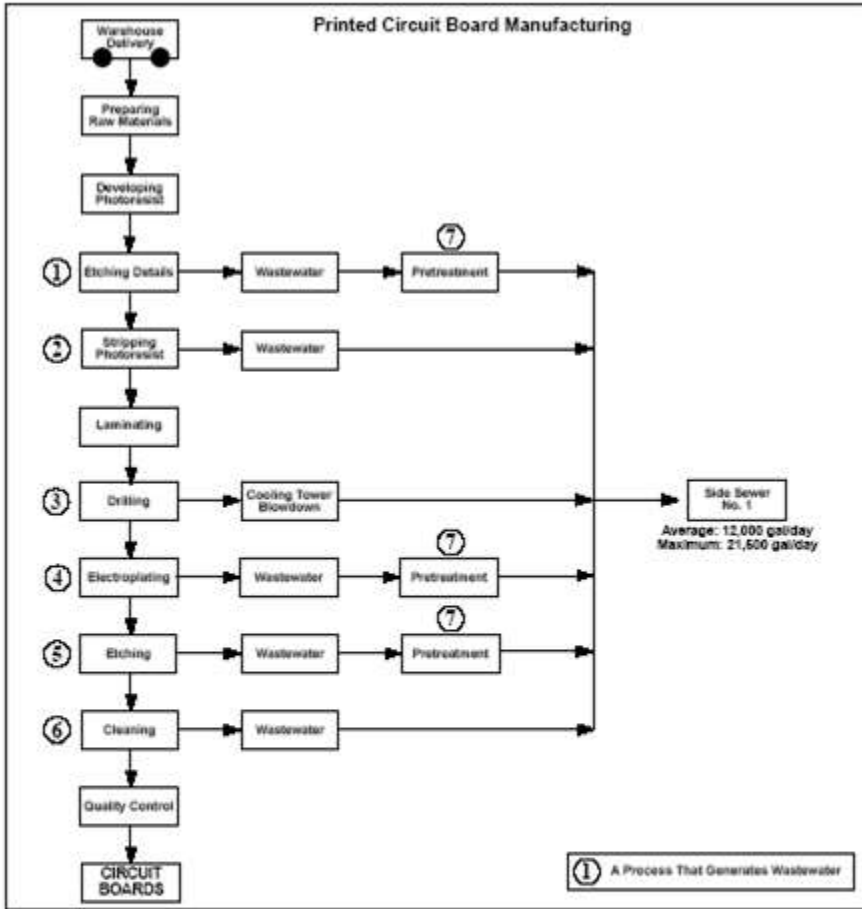
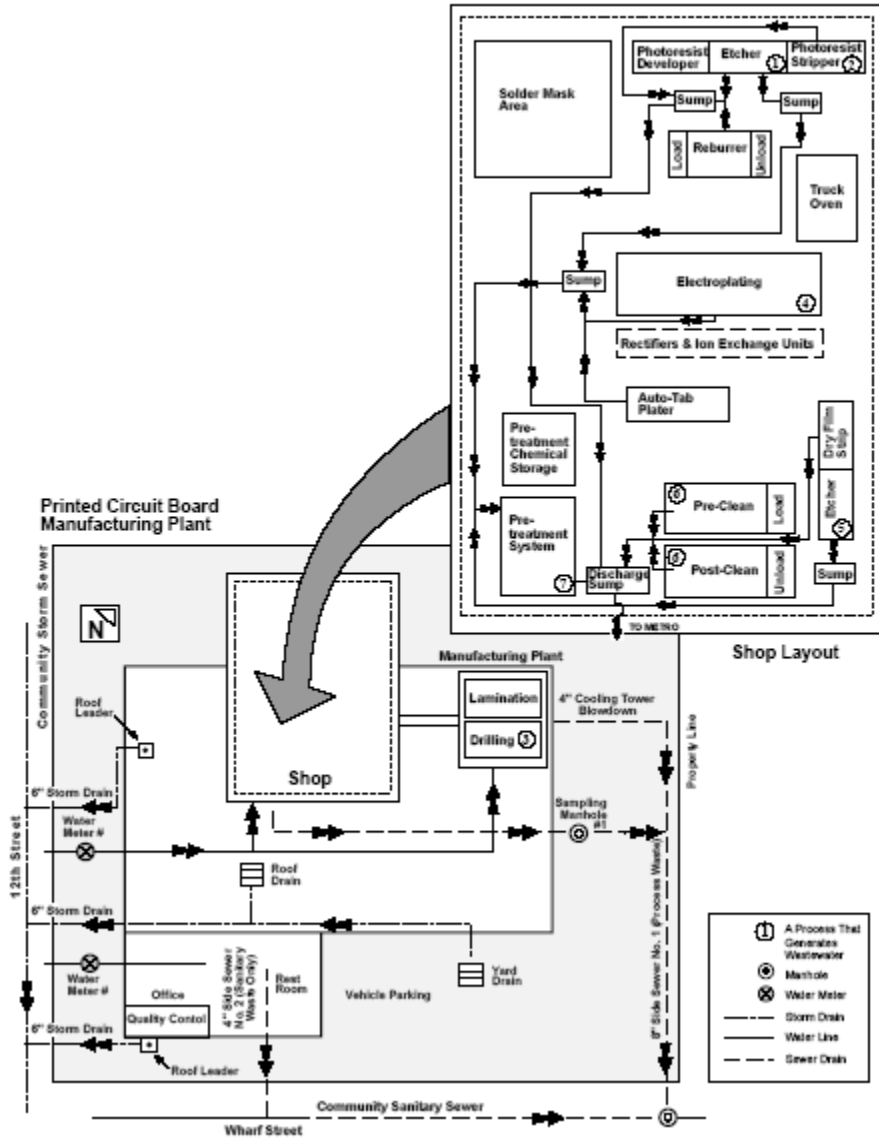


FIGURE 2: EXAMPLE SITE LAYOUT FOR EXHIBIT B



Industrial User Wastewater Survey and Permit Application

Part 7. Waste (Wastewater) Reduction Information

State Pretreatment Regulation 15 AC NCAC 2H.0916 (c)(1)(M) requires Industrial Users to include a description of waste reduction (pollution prevention) activities being utilized. The codes listed are standard EPA codes found on Toxic Release Inventory and other environmental forms. Please check all applicable codes for your facility related to wastewater discharge. The Industrial Waste Control Section will forward the information to the State of North Carolina Pretreatment Unit.

Utilized	Code	Description
	W13	Improved maintenance scheduling record keeping, or procedures
	W14	Changed production schedule to minimize equipment and feedstock changeovers
	W19	Other changes in operating practices (explain briefly in comments)
	W21	Instituted procedures to ensure that materials do not stay in inventory beyond shelf-life
	W22	Began to test outdated material - continue to use if still effective
	W23	Eliminated shelf-life requirements for stable materials
	W24	Instituted better labeling procedures
	W25	Instituted clearinghouse to exchange materials that would otherwise be discarded
	W29	Other changes in Inventory control (explain briefly in comments)
	W31	Improved storage or stacking procedures
	W32	Improved procedures for loading, unloading and transfer operations
	W33	Installed overflow alarms or automatic shutoff values
	W34	Installed secondary containment
	W35	Installed vapor recovery systems
	W36	Implemented inspection or monitoring program of potential spill or leak sources
	W39	Other spill and leak prevention (explain briefly in comments)
	W41	Increased purity of raw materials
	W42	Substituted raw materials
	W49	Other raw material modifications (explain briefly in comments)
	W51	Instituted recirculation within a process
	W52	Modified equipment, layout, or piping
	W53	Use of a different process catalyst
	W54	Instituted better controls on operating bulk containers to minimize discharging of empty containers
	W55	Changed from small volume containers to bulk containers to minimize discarding of empty containers

Industrial User Wastewater Survey and Permit Application

Waste (Wastewater) Reduction Information (continued):

Utilized	Code	Description
	W58	Other process modifications (explain briefly in comments)
	W59	Modified stripping / cleaning equipment
	W60	Changed to mechanical stripping / cleaning devices (from solvents or other materials)
	W61	Changed to aqueous cleaners (from solvents or other materials)
	W62	Reduced the number of solvents used to make waste more amenable to recycling
	W63	Modified containment procedures for cleaning units
	W64	Improved draining procedures
	W66	Redesigned parts racks to reduce drag out
	W66	Modified or installed rinse systems
	W67	Improved rinse equipment design
	W68	Improved rinse equipment operation
	W71	Other cleaning and degreasing operation (explain briefly in comments)
	W72	Modified spray systems or equipment
	W73	Substituted coating materials used
	W74	Improved application techniques
	W75	Changed from spray to other system
	W78	Other surface preparation and finishing (explain briefly in comments)
	W81	Changed product specifications
	W82	Modified design or composition of product
	W83	Modified packaging
	W89	Other product modifications (explain briefly in comments)
	W99	Other (specify in comments)

Comments (Please list corresponding code)

Part 8. Wastewater Pollutant Checklist

Does your facility purchase, store on-site, use, generate or have the potential to discharge in measurable quantities, any of the compounds found below?

A review of Material Safety Data Sheets (MSDS) for chemicals purchased, stored on-site or used at your facility will assist you in the completion of this section. Usually Section 2 of the MSDS is called "Hazardous Ingredients" or "Composition/Information on Ingredients". This section lists the chemical ingredients (usually by percent (%)). The Chemical Abstract Number (CAS #) will often be listed in addition to the name of the chemical. The same chemical may have more than one "brand name", but the CAS# is unique to a specific chemical formula regardless of the name. (CAS Numbers are listed on the Wastewater Pollutant Checklist).

PLEASE CHECK TWO COLUMNS FOR EACH CHEMICAL ON THIS LIST

If the chemical is not present at the facility (i.e. not purchased, not stored on-site, not used and not generated in any of the processes), check "Absent at Facility" and "Absent in Discharge to POTW". If the chemical is purchased, stored on-site, used or generated at the facility BUT is not present in the wastewater discharged to the POTW, check "Present at Facility" and "Absent in Discharge to POTW".

Note Concerning Small Quantities of Chemicals: If the chemical is purchased, stored on-site or used at the facility but is present only in laboratory quantities, please indicate by the use of an asterisk (*) next to the check in "Present at Facility" column and/or the check in "Present in Discharge to POTW" column.

Wastewater Pollutant Checklist

Chemical Name	Chemical Extract Number (CAS#)	Check if present at facility	Check if absent at facility	Check if present in discharge	Check if absent in discharge	Conc. in Discharge, if Known (mg/l)
---------------	--------------------------------	-------------------------------------	------------------------------------	--------------------------------------	-------------------------------------	-------------------------------------

Acid Extractable Organics

2-Chlorophenol	95-57-8					
2,4-Dichlorophenol	120-83-2					
2,4-Dimethylphenol	105-67-9					
2,4-Dinitrophenol	51-28-5					
2-Methyl-4,6-dinitrophenol	534-52-1					
4-Chloro-3-methylphenol	59-50-7					
2-Nitrophenol	88-75-5					
4-Nitrophenol	100-02-7					
Pentachlorophenol	87-86-5					
Phenol	108-95-2					
2,4,6-Trichlorophenol	88-06-2					

Base Neutral Organics

1,2,4-Trichlorobenzene	120-82-1					
1,2-Dichlorobenzene	95-50-1					
1,2-Diphenylhydrazine	122-66-7					
1,3-Dichlorobenzene	541-73-1					
1,4-Dichlorobenzene	106-46-7					
2,4-Dinitrotoluene	121-14-2					
2,6-Dinitrotoluene	606-20-2					
2-Chloronaphthalene	91-58-7					
3,3-Dichlorobenzidine	91-94-1					
4-Bromophenyl phenyl ether	101-55-3					
4-Chlorophenyl phenyl ether	7005-72-3					
Acenaphthene	83-32-9					
Acenaphthylene	208-96-8					
Anthracene	120-12-7					
Benzidine	92-87-5					
Benzo (a) anthracene	56-55-3					
Benzo (a) pyrene	50-32-8					
Benzo (b) fluoranthene	205-99-2					
Benzo (ghi) perylene	191-24-2					
Benzo (k) fluoranthene	207-08-9					
Bis(2-chloroethoxy) methane	111-91-1					

Wastewater Pollutant Checklist

Chemical Name	Chemical Extract Number (CAS#)	Check if <u>present</u> at facility	Check if <u>absent</u> at facility	Check if <u>present</u> in discharge	Check if <u>absent</u> in discharge	Conc. in Discharge, if Known (mg/l)
---------------	--------------------------------	-------------------------------------	------------------------------------	--------------------------------------	-------------------------------------	-------------------------------------

Base Neutral Organics (cont'd)

Bis(2-chloroethyl) ether	111-44-4					
Bis(2-chloroisopropyl) ether	102-60-1					
Bis(2-ethylhexyl) phthalate (DEHP)	117-81-7					
Butyl benzyl phthalate (BBP)	85-68-7					
Chrysene	218-01-9					
Di-n-butyl phthalate (DBP)	84-74-2					
Di-n-octyl phthalate (DOP)	117-84-0					
Dibenzo (a,h) anthracene	53-70-3					
Diethyl phthalate (DEP)	84-66-2					
Dimethyl phthalate (DMP)	131-11-3					
Fluoranthene	206-44-0					
Fluorene	86-73-7					
Hexachlorobenzene	118-74-1					
Hexachlorobutadiene	87-68-3					
Hexachlorocyclopentadiene	77-47-4					
Hexachloroethane	67-72-1					
Indeno(1,2,3-cd) pyrene	193-39-5					
Isophorone	78-59-1					
N-nitroso-di-n-propylamine	621-64-7					
N-nitrosodimethylamine	62-75-9					
N-nitrosodiphenylamine	86-30-6					
Naphthalene	91-20-3					
Nitrobenzene	98-95-3					
Phenanthrene	85-01-8					
Pyrene	129-00-0					

Metals

Aluminum	7429-90-5					
Antimony	7440-36-0					
Arsenic	7440-38-2					
Beryllium	7440-41-7					
Cadmium	7440-43-9					
Chromium	7440-47-3					

Wastewater Pollutant Checklist

Chemical Name	Chemical Extract Number (CAS#)	Check if <u>present</u> at facility	Check if <u>absent</u> at facility	Check if <u>present</u> in discharge	Check if <u>absent</u> in discharge	Conc. in Discharge, if Known (mg/l)
---------------	--------------------------------	-------------------------------------	------------------------------------	--------------------------------------	-------------------------------------	-------------------------------------

Metals (cont'd)

Copper	7440-50-8					
Lead	7439-92-1					
Mercury	7439-97-6					
Molybdenum	7439-98-7					
Nickel	7440-02-0					
Selenium	7782-49-2					
Silver	7440-22-4					
Thallium	7440-28-0					
Zinc	7440-66-6					

Other Inorganics

Barium	7440-39-3					
Chloride	16887-00-6					
Cyanide	57-12-5					
Fluoride	16984-48-8					

Purgeable Volatile Organics

1,1,1-Trichloroethane	71-55-6					
1,1,1,2-Tetrachloroethane	79-34-5					
1,1,2-Trichloroethane	79-00-5					
1,1-Dichloroethane	75-34-3					
1,1-Dichloroethylene	75-35-4					
1,2-Dichloroethane	107-06-2					
1,2-Dichloropropane	78-87-5					
2-Chloroethyl vinyl ether	110-75-8					
Acrolein	107-02-8					
Acrylonitrile	107-13-1					
Benzene	71-43-2					
Bromodichloromethane	75-27-4					
Bromoform	75-25-2					
Bromomethane	74-83-9					
Carbon tetrachloride	56-23-5					
Chlorobenzene	108-90-7					
Chloroethane	75-00-3					

Wastewater Pollutant Checklist

Chemical Name	Chemical Extract Number (CAS#)	Check if <u>present</u> at facility	Check if <u>absent</u> at facility	Check if <u>present</u> in discharge	Check if <u>absent</u> in discharge	Conc. in Discharge, if Known (mg/l)
---------------	--------------------------------	-------------------------------------	------------------------------------	--------------------------------------	-------------------------------------	-------------------------------------

Purgeable Volatile Organics (cont'd)

Chloroform	67-66-3					
Chloromethane	74-87-3					
cis 1,3-Dichloropropene	10061-01-5					
Dibromochloromethane	594-18-3					
Ethylbenzene	100-41-4					
Methylene chloride	75-09-2					
Tetrachloroethylene	127-18-4					
Toluene	108-88-3					
trans 1,3-Dichloropropene	10061-02-6					
trans 1,2-Dichloroethylene	156-60-5					
Trichloroethylene	79-01-6					
Trichlorofluoromethane	75-69-4					
Vinyl chloride	75-01-4					

Acid, Caustics, & Misc.

Acetic Acid	64-19-7					
Hydrochloric acid	7647-01-0					
Hydrofluoric acid	7664-39-3					
Nitric acid	7697-37-2					
Perchloric acid	7601-90-3					
Phosphoric acid	7664-38-2					
Sulfuric acid	7664-93-9					
Other acids:						
Ammonium hydroxide	1336-21-6					
Magnesium hydroxide	1309-42-8					
Potassium hydroxide	1310-58-3					
Sodium hydroxide	1310-73-2					
Other caustics:						